



CARPENTARIA SHIRE

*Outback by the Sea*

***BUSINESS PAPER***

***13 OCTOBER, 2022***

## **BUSINESS PAPERS**

---

### **NOTICE OF MEETING**

**COUNCILLORS:**

Mayor Jack Bawden	Chairperson
Cr Ashley Gallagher	
Cr Bradley Hawkins	
Cr Andrew Murphy	
Cr Craig Young	
Cr Amanda Scott	
Cr Douglas Thomas	

Please find attached the Agenda for the Ordinary Council Meeting to be held in the Les Wilson Barramundi Discovery Centre, Karumba commencing at 9:00am.

Mark Crawley  
**CHIEF EXECUTIVE OFFICER**

10:00am: Citizenship Ceremony for Mr Pedro Carmo Aires De Moura

## BUSINESS PAPERS

### TABLE OF CONTENTS

ITEM	SUBJECT	PAGE NO
1	OPENING OF MEETING .....	5
2	RECORD OF ATTENDANCE.....	5
3	CONDOLENCES .....	5
4	CONFIRMATION OF MINUTES FROM PREVIOUS MEETINGS .....	5
5	BUSINESS ARISING FROM PREVIOUS MEETINGS.....	5
6	RECEPTION OF PETITIONS & DEPUTATIONS.....	5
7	MAYORAL MINUTES.....	5
8	REPORTS FROM THE CHIEF EXECUTIVE OFFICER.....	6
8.1	CEO Report.....	6
8.2	Les Wilson Barramundi Discovery Centre, Karumba and Normanton Visitor Information Centres.....	11
8.3	2023 Council Meeting Dates .....	18
	Attachment 8.3.1 2023 Meeting Dates .....	20
9	REPORTS FROM DIRECTOR OF CORPORATE & COMMUNITY SERVICES.....	21
9.1	DCS Report.....	21
	Attachment 9.1.1 Local Laws Report - September 22.....	26
9.2	Monthly Financial Report - September 2022.....	28
	Attachment 9.2.1 Monthly Reporting - September 2022 .....	33
	Attachment 9.2.2 Cash - September 2022.....	37
10	REPORTS FROM DIRECTOR OF ENGINEERING - ROADS & SERVICES .....	38
10.1	DOE Report.....	38
10.2	NDRRA/QDRF Report .....	47
	Attachment 10.2.1 Appendix A - 2020 Expenditure Summary .....	51
	Attachment 10.2.2 Appendix B - QRA20 Completion Sketch.....	53
	Attachment 10.2.3 Appendix C - 2021 Expenditure Summary.....	54
	Attachment 10.2.4 Appendix D - QRA21 Completion Sketch .....	55
	Attachment 10.2.5 Appendix E - Betterment Projects .....	56
10.3	Water and Waste Report.....	57

## **BUSINESS PAPERS**

---

10.4	Workshop Report .....	62
10.5	Building and Planning Report.....	66
<b>11</b>	<b>GENERAL BUSINESS .....</b>	<b>68</b>
<b>12</b>	<b>CLOSURE OF MEETING .....</b>	<b>68</b>

## **BUSINESS PAPERS**

---

- 1 OPENING OF MEETING**
- 2 RECORD OF ATTENDANCE**
- 3 CONDOLENCES**
- 4 CONFIRMATION OF MINUTES FROM PREVIOUS MEETINGS**

**RECOMMENDATION**

*That the Minutes of the Ordinary Council Meeting held 21 September 2022 be confirmed.*

- 5 BUSINESS ARISING FROM PREVIOUS MEETINGS**
- 6 RECEPTION OF PETITIONS & DEPUTATIONS**
- 7 MAYORAL MINUTES**

## BUSINESS PAPERS

### 8 REPORTS FROM THE CHIEF EXECUTIVE OFFICER

#### 8.1 CEO REPORT

**Attachments:** NIL  
**Author:** Mark Crawley - Chief Executive Officer  
**Date:** 5 October 2022

**Key Outcome:** Day to day management of activities within the Office of the CEO  
**Key Strategy:** As per the Departmental Plan for the Office of the CEO

#### Executive Summary:

This report provides information and updates to Council on various activities and programs that are facilitated within the Chief Executive Officer's portfolio.

#### RECOMMENDATION:

That Council:

1. receive and note the Chief Executive Officer's report; and
2. that those matters not covered by resolution be noted.

#### MEETINGS SCHEDULE

Date	Time	Event	Location
<b>Council</b>			
<b>13 October 2022</b>	9:00am	Ordinary Meeting of Council	Karumba
<b>14 October 2022</b>	8:30am	Workshop – Councillors, CEO, Directors and Managers	Boardroom
<b>16 November 2022</b>	9:00am	Ordinary Meeting of Council	Boardroom
<b>17 November 2022</b>	8:30am	Workshop – Councillors, CEO, Directors and Managers	Boardroom
<b>NWQROC and LGAQ</b>			
<b>17-19 October</b>		LGAQ Annual Conference	Cairns
<b>7-8 December</b>		NWQROC Meeting	Hughenden

## BUSINESS PAPERS

Date	Time	Event	Location
<b>Local Government Professionals Australia</b>			
Now in 2023		Local Government Professionals Aust – National Congress	

### FINANCIAL REPORT

Governance Income and Expenditure to 31 September 2022

Row Labels	Sum of Original Budget	Sum of YTD Actual	Sum of Order Value	Sum of Total Actual
<b>Operating Expenditure</b>				
Communications	167,680	630	6984	7,614
Community Recovery	15,100	0	3021	3,021
Disaster Events	4,500	22,195	0	22,195
Disaster Preparedness	7,050	0	14819	14,819
Elected Members	525,130	109,808	4837	114,645
Emergency Response	48,750	2,024	2042	4,065
Governance	1,154,891	313,454	42561	356,015
Operational Plan	0	18,090	1494	19,584
Regional Economic Development	4,000	3,500	0	3,500
<b>Operating Expenditure Total</b>	<b>1,927,101</b>	<b>469,701</b>	<b>75758</b>	<b>545,459</b>
<b>Operating Income</b>				
Disaster Preparedness	0	-6,984	0	-6,984
Governance	0	-5,240	0	-5,240
<b>Operating Income Total</b>	<b>0</b>	<b>-12,224</b>	<b>0</b>	<b>-12,224</b>
<b>Grand Total</b>	<b>1,927,101</b>	<b>457,476</b>	<b>75758</b>	<b>533,234</b>

## BUSINESS PAPERS

### Tourism Budget – LWBDC Centre Manager Discovery Centre and Hatchery

Row Labels	Sum of Original Budget	Sum of YTD Actual	Sum of Order Value	Sum of Total Actual
<b>Operating Expenditure</b>				
Barra Bites Café	19,502	57,393	1174	58,566
Hatchery	376,677	41,743	14082	55,825
Les Wilson Barramundi Discovery Centre	796,981	175,613	56212	231,825
Visitor Information	116,790	69,798	6078	75,877
<b>Operating Expenditure Total</b>	<b>1,309,949</b>	<b>344,547</b>	<b>77546</b>	<b>422,093</b>
<b>Operating Income</b>				
Barra Bites Café	0	-35,974	0	-35,974
Hatchery	-35,000	0	0	0
Les Wilson Barramundi Discovery Centre	-390,000	-260,924	0	-260,924
Visitor Information	-10,000	-8,342	0	-8,342
<b>Operating Income Total</b>	<b>-435,000</b>	<b>-305,240</b>	<b>0</b>	<b>-305,240</b>
<b>Grand Total</b>	<b>874,949</b>	<b>39,306</b>	<b>77546</b>	<b>116,852</b>

### Tourism

Row Labels	Sum of Original Budget	Sum of YTD Actual	Sum of Order Value	Sum of Total Actual
<b>Operating Expenditure</b>				
Tourism Events	155,000	96,001	14218	110,219
<b>Operating Expenditure Total</b>	<b>155,000</b>	<b>96,001</b>	<b>14218</b>	<b>110,219</b>
<b>Operating Income</b>				
Tourism Events	-25,000	0	0	0
<b>Operating Income Total</b>	<b>-25,000</b>	<b>0</b>	<b>0</b>	<b>0</b>
<b>Grand Total</b>	<b>130,000</b>	<b>96,001</b>	<b>14218</b>	<b>110,219</b>



## BUSINESS PAPERS

### ACTIONS OUTSTANDING FROM PREVIOUS MEETINGS

<b>Date:</b>	<b>Ref:</b>	<b>Action</b>	<b>Status</b>	<b>Comment</b>
October 20	012	Concessions not granted. Upgrade the signage to provide passcode to airside traffic.	Part complete	Signage yet to be arranged. Someone scratched code on gate post.
February 21	023	approve the request subject to the conditions outlined in the Subordinate Local Law No. 1.2 Commercial use of LG controlled areas and roads	Progressing	Initial letter advising of Council support for use as requested. Follow up to be provided in relation to Local Law conditions
May 21	007	Recommend the process to finalise the Water Supply Easements in negotiation with Landholders and finalise all agreements for the water supply at Glenore.	Progressing (see below)	Met with Preston Law on 10/2/2022 to progress.
August 21	009	Advisory Committee Policy and Terms of Reference for Advisory Committees adopted	Complete for O/CEO.	TOR for the Office of the CEO Completed See update in report
August 21	GB	Pipeline Easement	Progressing in conjunction with Item from May Meeting	Contact made with Dean Patchett to progress the inclusion of the northern section of the easement/road in our asset register
December 21	GB	Promotional Material – development of a booklet for new residents	Part complete	First draft of the Welcome booklet has been provided for input from Council.
May 22	GB	Prepare EOI for desexing program for Carpentaria Shire	Progressing	Council to ascertain if funding is available for such a program
Sept 22	9.2	Bring forward meeting date for the October Meeting	Complete	Notice provided of change
Sept 22	GB	Calculation of fuel levy	Progressing	Calculations have been made and payments will be done
Sept 22	GB	Housing crisis and land availability. CEO to contact Department to acquire land being Lot 102 SP195710	Complete	Email sent to Department requesting acquisition of land
Sept 22	GB	Proposed inclusion in revaluation program. CEO to contact Valuer – General and request Carpentaria Shire Council be included	Complete	Email to Valuer – General requesting inclusion in revaluation program for 30 June 2023

## BUSINESS PAPERS

---

### MATTERS FOR COUNCIL CONSIDERATION

#### 1. Covered in separate reports

---

A separate Report will be provided for all matters for Council consideration.

Recommendation: NIL

### MATTERS FOR COUNCIL INFORMATION

#### 2. Recruitment Update – Executive Officer – Governance, Projects and Communications

Applications for this position have closed and the CEO will provide an update at the Council Meeting.

Recommendation: For information

#### 3. Leave – CEO from Monday 26<sup>th</sup> September to Friday 30<sup>th</sup> September

I was on leave for the week commencing 26<sup>th</sup> September to attend a family function in Townsville. Albeit it was a break from the office there were many things that still required attention and attendance.

Recommendation: For information

#### 4. COVID Active Cases - Update

Information in relation to active COVID cases and the statistics for each of the Regions and Local Government areas can be found at the link below.

[Queensland COVID-19 statistics | Health and wellbeing | Queensland Government \(www.qld.gov.au\)](https://www.qld.gov.au/health-and-wellbeing/queensland-covid-19-statistics).

Recommendation: For information

## **BUSINESS PAPERS**

---

### **8.2 LES WILSON BARRAMUNDI DISCOVERY CENTRE, KARUMBA AND NORMANTON VISITOR INFORMATION CENTRES**

**Attachments:** NIL

**Author:** Amanda O'Malley - Centre Manager - LWBDC

**Date:** 5 October 2022

---

**Key Outcome:** A dynamic and diverse economy creating industry development and employment opportunities

**Key Strategy:** Provision of support for a sustainable Tourism sector

---

#### **Executive Summary:**

This report provides a summary of the operational and promotional activities surrounding the Les Wilson Barramundi Discovery Centre, as well as activities in relation to the Visitor Information Centres.

#### **RECOMMENDATION:**

That Council:

1. receive the report; and
2. that those matters not covered by resolution be noted.

### **LES WILSON BARRAMUNDI DISCOVERY CENTRE**

#### **Barra Bites Café**

- The Café was closed on 01/10/22 due to low patronage associated with the low season. The café will operate for pre-booked group meals and events (e.g., Gulf Christian College Year 9 Graduation and remaining group tours).



Group meal catering


## **BUSINESS PAPERS**

---

### **Hatchery**

#### Broodstock

- The broodstock are ready to spawn early this year due to changes in feeding regime and general husbandry. Eggs and sperm are high quality, with eggs over 400 micron and sperm with 100% motility. These are the highest quality eggs and sperm produced in the last four years.
- Trials have led to a reduction in the cost of nutritional supplements that were previously over administered, effecting the quality of eggs and sperm.




400 micron eggs cannulated from fish in the broodstock tank

## **BUSINESS PAPERS**

---

- The quarantine tank is being prepared for a late spawn, as a backup in the instance that there is a system failure leading to an unsuccessful initial spawn. The quarantine tank fish are expected to be ready in 30-45 days.



100 micron eggs cannulated from fish in the quarantine tank

### Fingerlings

- Fingerlings used for display as part of the 'Behind the Scenes' tours were distributed on 03/10/22 to a private buyer. 195 Fingerlings over 100mm long were sold at the revised rate of \$14.40 each, to offset the cost of maintenance for display.
- Large fingerlings will no longer be introduced to the pond, due to high market demand, and the associated cost of unnecessary introduction into the pond in terms of increasing biomass, food and aeration. The pond carrying capacity has been met.



## **BUSINESS PAPERS**

---



Fingerlings being collected for distribution

### System Enhancement

- Several enhancement projects are underway, including fitting a poly stock tank to the fingerling RAS, in place of the degrading fiberglass tank. There is no additional cost for this, as it is a disused bio that was salvaged from the old hatchery.
- We also plan to revise the fingerling RAS using existing materials, to optimize water flow and removal of solids. Velocity is affected by multiple design flaws including standpipe, water inlet and water outlet pipes. All of these can be rectified easily over the next month using predominantly existing materials and at minimal cost.

### Zooplankton

- Rotifer and artemia culture procedures have been revised and are expected to lead to a considerable decrease in cost this year due to both overtime wages and cost of additional food application associated with an early culture. Consequently, it is realistic to expect that only one hatchery technician work 5-7 days per week.
- Rotifers and cysts have been cryopreserved and wild harvested from the pond to prevent the need for a year long culture to be maintained in the open outdoor tanks.
- Culture is now commenced 4 weeks from scheduled spawn.
- Rotifer feed type has been changed to exclusively intact microalgae enriched with carotenoids and phospholipids. This prevents putrefaction of the water and associated loss of cultures historically observed, whilst minimising the labour associated with

## **BUSINESS PAPERS**

---

enriching via oil exposure, washing and feeding rotifers with impaired motility to fish. This brings us into line with best practice.

### Permit

- The Gulf Barramundi Restocking Association (permit holders for release of fingerlings) are holding a general meeting in October 2022, to seek new members for the positions of President, Vice President and Secretary. I have been advised that expressions of interest meet demand thus far.
- A Department of Agriculture and Fisheries workshop relating to fish stocking will be held from 14-16/10/22. Attendance is sponsored and both the primary Hatchery Technician and I will attend to discuss a range of topics including optimised release and permit conditions. Efforts continue to promote an adjustment of restocking permit conditions to permit the release of fertilised eggs into the wild and increase the number of fingerlings released. This will ensure maximum benefit to the local river system per spawn.

### **Merchandise and tours:**

- As of 03/10/22 tours are restricted to 'Feed A Barra', as the fingerlings have been distributed to allow for cleaning of the fingerling Recirculating Aquaculture System (RAS). This is an essential step to prevent exposure of susceptible fry to pathogens, as well as a timely opportunity to revise the fingerling RAS to optimize design.

### **Interpretive centre:**

- Maintenance on existing displays has begun, including repainting, electrical repairs etc where necessary.
- The LWBDC decking is degrading. An inspection will be arranged to determine when and what action is required.

## BUSINESS PAPERS

### Visitor Information Centres:

#### Attendance

1-31st August 2022	
Normanton VIC	Karumba VIC
<b>717</b>	<b>2,875</b>
Average of 24 people per day	Average of 99 people per day

	2022			TOURS		
	Visitors	Tours #	Sales (POS)	RTBS (API – Online payment)	Sunlover/ Invoice	Total Sales
<b>JAN</b>	93	15	\$ 1,192.93	\$ 246.00	\$ -	\$ 1,438.93
<b>FEB</b>	57	13	\$ 1,577.66	\$ 116.00	\$ -	\$ 1,693.66
<b>MAR</b>	238	72	\$ 5,146.90	\$ 1,731.00	\$ -	\$ 6,877.90
<b>APR</b>	1572	474	\$ 28,595.10	\$ 3,126.00	\$ 390.25	\$ 32,111.35
<b>MAY</b>	2559	1009	\$ 56,416.81	\$ 8,347.00	\$3,013.25	\$ 67,777.06
<b>JUN</b>	4434	1347	\$ 87,360.67	\$ 16,324.00	\$2,577.00	\$ 106,261.67
<b>JULY</b>	6489	1588	\$ 100,705.00	\$ 13,701.00	\$2,551.00	\$ 116,957.00
<b>AUG</b>	4308	1373	\$ 104,104.74	\$15,133.00	\$1,726.50	\$ 120,964.24
<b>SEP</b>	2875	1083	\$ 77,977.89	\$8,122.00	\$738.00	\$86,837.89
<b>TOTAL</b>						
<b>L</b>	18,317	5,601	\$463,077.70	\$ 51,713.00	\$9,269.50	\$ 540,919.70

- Karumba VIC accreditation is under negotiation to ensure that hours can be regularly adapted to reach maximum visitors for the lowest cost.



## **BUSINESS PAPERS**

---

- Town walk books and revised maps are a continued work in progress, with a staff member assigned to this project in the low season.

### **NORMANTON CAMP STATISTICS**

<b>1 – 30<sup>th</sup> June 2022</b>	<b>1-31<sup>st</sup> July 2022</b>	<b>1-31<sup>st</sup> Aug 2022</b>	<b>1-30<sup>th</sup> Sept 2022</b>
667	474	452	133

\*Statistics are unavailable for previous years for comparison, due to the paper forms not being filed or tallied.

### **Digital marketing**

- Trip Advisor – maintaining top experience in Karumba and 4.5-star rating.
- Facebook is consistent but engagement is expected to drop as the season slows.
- Instagram is up 205% via use of reels.
- The art gallery Facebook page is live.

### **Grants & Awards:**

- The Savannah Way Public Art Trail installations is scheduled for 07/10/22, hence should be viewable following the meeting in Karumba today.
- The official unveiling ceremony, to be held later this year, will be small scale.

## **BUSINESS PAPERS**

---

### **8.3 2023 COUNCIL MEETING DATES**

<b>Attachments:</b>	8.3.1. 2023 Meeting Dates
<b>Author:</b>	Angeline Pascoe - Executive Assistant
<b>Date:</b>	5 October 2022
<b>Key Outcome:</b>	7.3 - Strategic management of Council
<b>Key Strategy:</b>	7.3.1 Develop and implement local laws, policies, standards and codes in accordance with legislative requirements and ensure compliance.

---

#### **Executive Summary:**

The *Local Government Act 2009* requires a Shire Council to meet at least once a month.

The proposed meeting dates for 2023 are presented for Council's consideration and adoption.

Carpentaria Shire Council meetings are traditionally held on the third Wednesday and following Thursday (if required) of each month. These dates have been recommended for the 2023 year with the exception of the December meeting. The December meeting has been brought forward due to the Christmas close down period and to allow any follow up items after the meeting to be actioned prior to the close down.

#### **RECOMMENDATION:**

That Council adopt the 2023 Council Meeting dates as presented:

- 18 & 19 January;
- 15 & 16 February;
- 15 & 16 March;
- 19 & 20 April (at Karumba);
- 17 & 18 May;
- 21 & 22 June;
- 19 & 20 July (Budget Meeting);
- 16 & 17 August;
- 20 & 21 September;
- 18 & 19 October (at Karumba);
- 15 & 16 November; and
- 13 & 14 December (earlier due to Christmas)

#### **Background:**

These dates work in with public holidays. However, Council may have other commitments that they wish to consider.

Council may wish to consider dates for public consultation meetings, although it is not necessary to do so as a statutory requirement in this resolution.

## **BUSINESS PAPERS**

---

Council may want to give consideration as to whether it wants one or two meetings at Karumba.

**Consultation (Internal/External):**

- Mark Crawley – Chief Executive Officer
- Angeline Pascoe – Executive Assistant

**Legal Implications:**


- Section 257(1) of the *Local Government Regulation 2012* requires a Shire Council to meet at least once in each month.

**Financial and Resource Implications:**

- Nil.

**Risk Management Implications:**

- Nil.



# CARPENTARIA SHIRE

*Outback by the Sea®*

Chief Executive Officer  
 29-33 Haig Street  
 PO Box 31  
 NORMANTON QLD 4890

Ph - 07 4745 2200  
 Fax - 07 4745 1340  
 Email - [council@carpentaria.qld.gov.au](mailto:council@carpentaria.qld.gov.au)

## Meeting Dates for 2023

The Carpentaria Shire Council meets every third Wednesday and the following Thursday of the month unless otherwise stated. Meetings are generally held in the Council Chambers, Haig Street, Normanton unless otherwise stated.

Order of Business: **Wednesday, Ordinary Meeting of Council**  
**Thursday, Ordinary Meeting of Council**

All Business pertaining to the Agenda is due on the Tuesday, one week before the meeting date.

Council Meetings commence at 9am and are open to the public.

Month	Agenda Due	Meeting Date	Meeting Type
January	10	18 19	Ordinary Meeting Ordinary Meeting
February	7	15 16	Ordinary Meeting Ordinary Meeting
March	7	15 16	Ordinary Meeting Ordinary Meeting
April	11	19 20	Ordinary Meeting - Karumba Ordinary Meeting
May	9	17 18	Ordinary Meeting Ordinary Meeting
June	13	21 22	Ordinary Meeting Ordinary Meeting
July	11	19 20	Ordinary Meeting <b>Budget Meeting</b>
August	8	16 17	Ordinary Meeting Ordinary Meeting
September	12	20 21	Ordinary Meeting Ordinary Meeting
October	10	18 19	Ordinary Meeting - Karumba Ordinary Meeting
November	7	15 16	Ordinary Meeting Ordinary Meeting
December	5	13 14	Ordinary Meeting <b>Note: 1 week earlier due to Christmas</b>

## BUSINESS PAPERS

### 9 REPORTS FROM DIRECTOR OF CORPORATE & COMMUNITY SERVICES

#### 9.1 DCS REPORT

**Attachments:** 9.1.1. Local Laws Report - September 22  
**Author:** Julianne Meier - Director Corporate Services  
**Date:** 5 October 2022

**Key Outcome:** A well governed, responsive Council, providing effective leadership and management, and respecting community values

**Key Strategy:** Maintain a focus on integrity, Accountability and Transparency in all that we do

#### Executive Summary:

This report provides information and updates to Council on various activities and programs that are facilitated within the Director of Corporate Services portfolio.

#### RECOMMENDATION:

That Council:

1. receive and note the Director of Corporate Services Report; and
2. that those matters not covered by a resolution be noted.

#### Background:

##### 1. Actions Outstanding from Previous Meetings

Date:	Action	Status	Comment
	Liaise with relevant parties to improve connectivity at Normanton Rodeo Grounds	Ongoing	Ongoing – reported fault with Telstra about service dropouts. Officers to discussed issue with Telstra to see if we can increase bandwidth during specific events, however, have been advised we already have the maximum bandwidth. Officers are preparing to submit another grant for connectivity.
Jan-21	Lease / Water Agreements	In Progress	Raw Water Agreements have been mailed to ratepayers to sign and return.
Nov-21	Walkers Creek – Tourism Signage	In Progress	The posts have been installed; signage expected in coming weeks.

## BUSINESS PAPERS

### 2. Budget

The 2022/2023 budget was adopted at the 16 June 2022 Budget Meeting. An extract of the budget areas of responsibility are shown below.

Row Labels	Sum of Original Budget	Sum of YTD Actual	Sum of Order Value	Sum of Total Actual
<b>Operating Expenditure</b>				
Animal Control	89,727	7,234	0	7,234
Cemeteries	43,880	10,930	21348	32,278
Corporate Services	50,000	0	0	0
Environmental Health	11,900	0	0	0
Information Technology	524,294	172,322	13815	186,138
Local Laws	89,787	29,613	7727	37,340
Major Opex	0	51,908	150732	202,640
Mosquito Control	51,000	0	0	0
Pest Management Operations	138,918	238	20409	20,647
Property And Leases	5,000	0	500	500
Stores & Purchasing	377,883	12,623	96476	109,099
Weed Control	202,918	8,128	0	8,128
<b>Operating Expenditure Total</b>	<b>1,585,306</b>	<b>292,996</b>	<b>311008</b>	<b>604,004</b>
<b>Operating Income</b>				
Animal Control	-4,000	-668	0	-668
Environmental Health	-1,500	-3,025	0	-3,025
Local Laws	0	-2,122	0	-2,122
Property And Leases	-83,000	-20,193	0	-20,193
Weed Control	0	587	0	587
<b>Operating Income Total</b>	<b>-88,500</b>	<b>-25,421</b>	<b>0</b>	<b>-25,421</b>
<b>Grand Total</b>	<b>1,496,806</b>	<b>267,575</b>	<b>311008</b>	<b>578,582</b>

The above budget of \$1,496,806 is net of revenue of \$88,500.

Major Op Ex - At the time the budget was prepared in May there was one project anticipated to carryover due to late rains – Lilyvale Subdivision Sliplane. The project cost was estimated at \$400,000 which was fully funded by LRCIP, so the outlay for Council was expected to be nil. The other project relates to the installation of flood cameras, which is expected to be fully funded by QRA. This expenditure typically includes operational projects, that are not business as usual. These projects may also have a funding component to offset expenditure.

Cost Account	Job Description	Actual	Orders	Total	CSC	Comments
OPEX2201	Lrcip - Tmr - Lilyvale Subdivison Sliplane	148	57,228	57,376	0	Fully Funded by LRCIP
						Fully Funded by QRA Flood Warning
OPEX2210	Curry PM - Flood Warning Infrastructure Network	51,758	93,504	145,262	0	Infrastructure
		51,906	150,732	202,638	0	

Information Technology - ICT items such as laptops, desktop computers and monitors have not been replaced at estimated end of life and have lasted beyond expected lives. The largest expenditure to date is for software licensing and service contracts.

Local Laws - Outstanding purchase order mostly relates to consulting fees for the Local Laws Officer to utilise on an as required basis.

## BUSINESS PAPERS

### Community Budget

The table below shows the revenue and expense budget for various community services.

Row Labels	Sum of Original Budget	Sum of YTD Actual	Sum of Order Value	Sum of Total Actual
<b>Operating Expenditure</b>				
Arts & Culture	0	13,755	8009	21,764
Child Care	785,765	94,795	1875	96,670
Community Development	303,880	30,562	619	31,181
Community Donations	1,100	26,077	0	26,077
Community Events	500	37,403	45450	82,852
Cultural & Natural Heritage	150,950	132	0	132
Gym	81,170	6,907	4344	11,251
Halls	188,100	27,193	2929	30,122
Libraries	149,299	22,029	2077	24,106
Recreational Sports Centre	428,510	13,393	1400	14,793
Rodeo Grounds	110,170	7,836	4815	12,652
Sports & Recreation	178,220	687	0	687
Swimming Pools	515,194	73,301	19004	92,305
<b>Operating Expenditure Total</b>	<b>2,892,858</b>	<b>354,071</b>	<b>90522</b>	<b>444,593</b>
<b>Operating Income</b>				
Arts & Culture	0	-24,500	0	-24,500
Child Care	-260,000	-62,767	0	-62,767
Community Development	0	-10,146	0	-10,146
Community Events	0	23,500	0	23,500
Gym	-35,000	-12,065	265	-11,800
Halls	-18,000	-12,050	0	-12,050
Libraries	0	-799	0	-799
Rodeo Grounds	0	-414	0	-414
Sports & Recreation	0	-5,700	0	-5,700
Swimming Pools	-12,000	0	0	0
<b>Operating Income Total</b>	<b>-325,000</b>	<b>-104,940</b>	<b>265</b>	<b>-104,675</b>
<b>Grand Total</b>	<b>2,567,858</b>	<b>249,130</b>	<b>90787</b>	<b>339,917</b>

### Finance Budget

The table below shows the revenue and expense budget for financial services.

Row Labels	Sum of Original Budget	Sum of YTD Actual	Sum of Order Value	Sum of Total Actual
<b>Operating Expenditure</b>				
Admin And Customer Service	386,235	580,925	1034	581,959
Financial Services	1,283,067	194,839	105902	300,741
Payroll	53,805	13,748	26435	40,183
Rates Management	240,773	59,106	59905	119,011
Records Management	158,608	27,386	0	27,386
Wages On-Costs	-1,310,171	-171,786	0	-171,786
<b>Operating Expenditure Total</b>	<b>812,317</b>	<b>704,218</b>	<b>193276</b>	<b>897,494</b>
<b>Operating Income</b>				
Admin And Customer Service	-500	-589	0	-589
Financial Services	-4,950,000	-676,950	0	-676,950
Rates Management	-4,753,000	-2,336,195	0	-2,336,195
<b>Operating Income Total</b>	<b>-9,703,500</b>	<b>-3,013,734</b>	<b>0</b>	<b>-3,013,734</b>
<b>Grand Total</b>	<b>-8,891,183</b>	<b>-2,309,516</b>	<b>193276</b>	<b>-2,116,240</b>

## **BUSINESS PAPERS**

---

### **3. Program Update**

---

#### **Local Laws**

##### Local Laws Report

The statistics for local laws are attached.

##### Illegal Dumping

Eight cameras have been installed in hotspots, and it is planned they be moved to new areas. There are no incidents to report.

##### Croc Warning Signage

Signage has been sourced and shall be installed in the coming weeks.

##### Brown Dog Tick Ehrlichia Canis (E.Canis)

The LLO continues to provide a handout to educate locals on the seriousness of the disease, and preventative options.

#### **Pest and Weed Management**

##### 1080 Baiting Program

Carpentaria Land Council will facilitate the 2<sup>nd</sup> Round of baiting in September/October. There are no further updates.

##### Gulf Catchments Pest Taskforce

Gulf Catchments Pest Task Force are having their next meeting in Burketown on Wednesday the 26 of October and Thursday 27 of October 2022. Anyone interested in attending may RSVP to Southern Gulf NRM.

##### Karumba Progress Association

I met with members of the Karumba Progress Association on Friday 30<sup>th</sup> September. Minutes and an update shall be provided for the next meeting.

#### **Environmental Health**

No further updates.

### **4. Other Items**

---

##### Stores Stocktake – Fuel

There is no update for the previous month. An update shall be provided next month.

#### **Consultation (Internal/External):**

- Mark Crawley - Chief Executive Officer
- Carpentaria Land Council Aboriginal Corporation
- Environmental Health Officer – Contract
- Local Laws Officer



## **BUSINESS PAPERS**

---

- Biosecurity Qld

**Legal Implications:**

- *Local Government Regulation 2012*
- *Local Government Act 2009*

**Financial and Resource Implications:**

- Contained within the report.

**Risk Management Implications:**

- Risk is considered low, to ordinary operations of Council.

**2022/2023 Local Laws Reporting**

Month	New Animal Registrations				Impounded Animals				Euthanized Animals					
	Dogs		Other		Dogs		Cats		Euth. Dogs		Euth. Cats		Euth. Other	
	Ntn	Kba	Ntn	Kba	Ntn	Kba	Ntn	Kba	Ntn	Kba	Ntn	Kba	Ntn	Kba
Jul	12	1			6	0	33	15	0	0	33	15		
Aug		1			3	2	45	30	3	1	45	30		
Sep	4	4			4	0	42	25	3	0	42	25		
Oct														
Nov														
Dec														
Jan														
Feb														
Mar														
Apr														
May														
Jun														
<b>Total</b>	<b>16</b>	<b>6</b>	<b>0</b>	<b>0</b>	<b>13</b>	<b>2</b>	<b>120</b>	<b>70</b>	<b>6</b>	<b>1</b>	<b>120</b>	<b>70</b>	<b>0</b>	<b>0</b>

2022/2023 Local Laws Reporting														
Month	Illegal Campers		Snakes removed		Overgrown Allotment notices		Abandoned Vehicles		Pound Release fees		Infringements Issued		Fines Collected	
	Ntn	Kba	Ntn	Kba	Ntn	Kba	Ntn	Kba	Ntn	Kba	Ntn	Kba	Ntn	Kba
Jul	0	0	0	2										
Aug	0	0	0	2										
Sep	0	0	2	1										
Oct														
Nov														
Dec														
Jan														
Feb														
Mar														
Apr														
May														
Jun														
<b>Total</b>	<b>0</b>	<b>0</b>	<b>2</b>	<b>5</b>	<b>0</b>	<b>0</b>	<b>0</b>	<b>0</b>	<b>0</b>	<b>0</b>	<b>0</b>	<b>0</b>	<b>0</b>	<b>0</b>

## **BUSINESS PAPERS**

---

### **9.2 MONTHLY FINANCIAL REPORT - SEPTEMBER 2022**

<b>Attachments:</b>	9.2.1. Monthly Reporting - September 2022 9.2.2. Cash - September 2022
<b>Author:</b>	Jade Nacario - Manager Finance and Administration
<b>Date:</b>	6 October 2022
<b>Key Outcome:</b>	A well governed, responsive Council, providing effective leadership and management, and respecting community values
<b>Key Strategy:</b>	Maintain a focus on integrity, Accountability and Transparency in all that we do

---

#### **Executive Summary:**

Presentation of the financial report for 30 September 2022 as required under section 204 of the *Local Government Regulation 2012*. The report is presented for noting and indicates whether Council is progressing satisfactorily against its current budget.

#### **RECOMMENDATION:**

That Council accepts the Monthly Financial Report, as required under section 204 of the *Local Government Regulation 2012* for the period ended 30 September 2022.

#### **FINANCIAL REPORT**

The Monthly Finance Reports are prepared in accordance with the reporting requirements of the *Local Government Act 2009* and *Local Government Regulation 2012 s204*.

The following reports for 30 September 2022 are attached for Council's information.

- Statement of Comprehensive Income
- Statement of Comprehensive Income by Category
- Statement of Financial Position
- Cashflow Statement
- Accounts Summary

## BUSINESS PAPERS

### Sustainability Ratios

Indicator	Target	Formula	31 August 2022	Comment
<b>Current Ratio</b> Is Council able to pay off its short-term liabilities with its current assets?	1.5-3.0	Current Assets/Current Liabilities	2.43	Council has 2.43 times more current assets than current liabilities
<b>Operating Surplus Ratio</b> Does Council have sufficient operating revenue to meet Council operating costs?	Between 0 & 10%	Surplus/(Deficit) from Operations / Recurrent Revenue	-1.22%	The budget projection is at -9%. The ratio for August is significantly lower due to timing issue of income and expenditures.
<b>Cash Expense Ratio</b> Has Council properly planned for when payments associated with Council activities are due? Indicates the number of months council can continue paying its immediate expenses without additional cash flows	3 to 6 months	Cash at Bank / Expected cash operating costs for one month	5.52	Indicates Council can pay immediate expenses for five months, without additional cash. <b>Note:</b> Based on 22.23 budget
<b>EBITDA Ratio</b> (Earnings Before Income Tax, Depreciation and Amortisation)	Breakeven	Operating Result + Depreciation + QTC Finance Costs / Operating Revenue	\$-223,331 or -1.16%	Council's operating expenditures is higher than its operating revenue, however it is within its forecasted budget

### Statement of Comprehensive Income

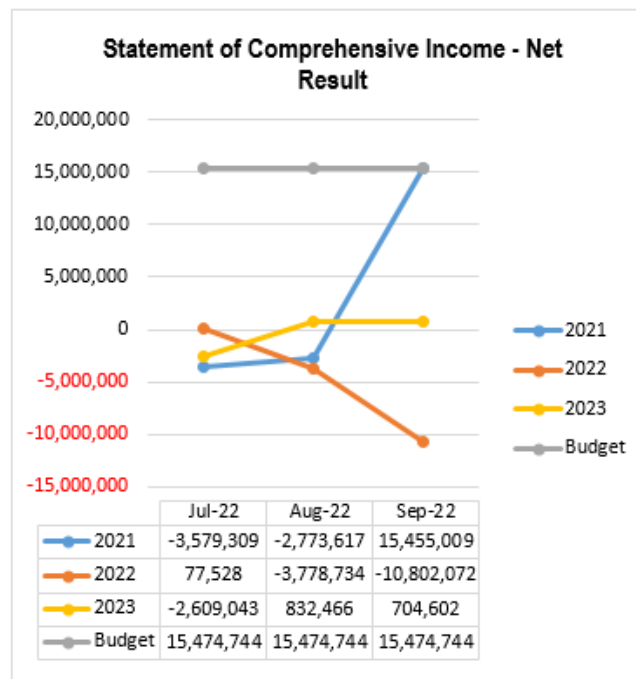
For the third month of the financial year 2022/2023, the financial year had elapsed 24.99%. The comprehensive income statement indicated a net result of \$704,602 in surplus which is the sum of \$17,075,831 in recurrent revenue, \$17,284,992 in recurrent expenditure and \$913,763 in capital revenue. The net income does not include the depreciation expense as the 2021/2022 asset year is yet to be finalized. The estimated depreciation expense to the end of September 2022 was \$2,461,887.

	Actual (from 1 July 2022 to 30 September 2022)	Budget (from 1 July 2022 to 30 June 2023)
Recurrent Revenue	17,075,831	69,037,903
Recurrent Expenses	17,284,992	75,185,377
<b>Net Operating</b>	<b>(209,161)</b>	<b>(6,147,474)</b>
Capital Revenue	913,763	21,622,218
Capital Expense	0	0
<b>Net Result</b>	<b>704,602</b>	<b>15,474,744</b>

\*Please see attached Comprehensive Income Statement for details.

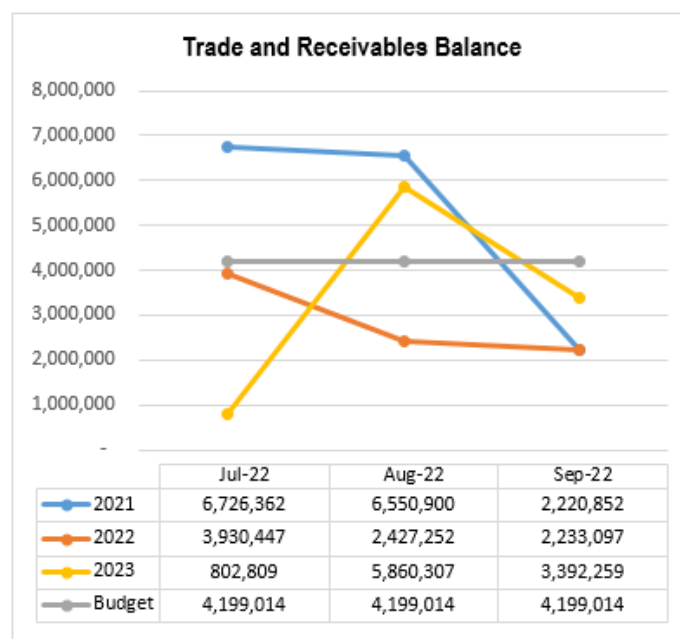
The graph below shows the Net Result for the period, with prior year comparatives, against the budget of \$15,474,744.

## BUSINESS PAPERS



### Financial Position Reports

The graph below shows Council's *Trade and Receivables* balance of \$3,392,259. The receivables balance is made up of rates receivable \$1,820,687 and the remaining balances are receivables from community loans, Main Roads recoverable works and airport charges.



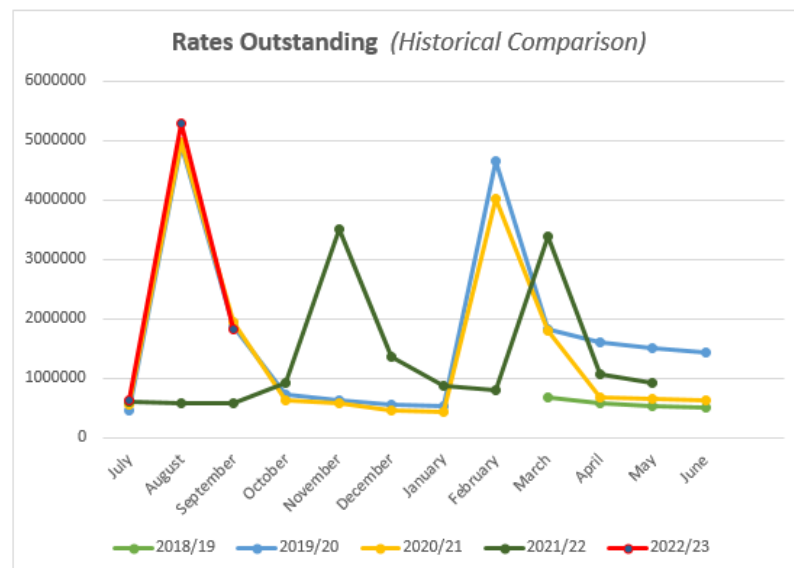
### Rates and Service Charges Receivables

## BUSINESS PAPERS

The discount period for the first levy closed last 22<sup>nd</sup> of September 2022. The rates team has been liaising with ratepayers regarding their outstanding balances. First reminder letters are scheduled to be sent as per Council debt recovery policy.

### QTC Loans

Rates Outstanding					
	%	Sep-22	Aug-22	Jul-22	Sep-21
Current Year	66%	1,239,184	4,648,642	-	-
1 Year Arrears	8%	158,906	184,515	234,496	280,774
2 Year Arrears	6%	121,606	124,297	128,107	117,883
3+ Year Arrears	11%	205,553	210,946	213,412	193,697
Interest	9%	163,017	159,155	155,249	155,999
Credits		(67,578)	(31,710)	(101,106)	(174,562)
<b>Balance</b>	<b>100%</b>	<b>1,820,687</b>	<b>5,295,845</b>	<b>630,158</b>	<b>573,791</b>



Council currently has three loans with Queensland Treasury Corporation (QTC), the details are shown below:

Loan Purpose	Quarterly Repayments	Balance	Maturity Date
Glenore Weir	110,412.17	4,324,891	15 March 2035
Karumba Sewerage	66,099.08	1,610,889	15 June 2030
Normanton Water	34,031.88	894,944	15 March 2031
<b>TOTAL</b>	<b>210,543.13</b>	<b>6,830,724</b>	

### Consultation (Internal/External):

- Executive Leadership Team

## **BUSINESS PAPERS**

---

- Managers and relevant officers

### **Legal Implications:**

- *Local Government Regulation 2012*, section 204:
  1. The local government must prepare a financial report.
  2. The chief executive officer must present the financial report –
    - a. if the local government meets less frequently than monthly—at each meeting of the local government; or
    - b. otherwise — at a meeting of the local government once a month.
  3. The financial report must state the progress that has been made in relation to the local government's budget for the period of the financial year up to a day as near as practicable to the end of the month before the meeting is held.

*Local Government Act 2009*

### **Financial and Resource Implications:**

- The report identifies how Council is tracking against the adopted operational and capital budgets for the financial year.

### **Risk Management Implications:**

- Risk is considered low and Council will be advised if major items deviate from the adopted budget and forecasts.



**Carpentaria Shire Council**  
**Statement of Comprehensive Income**  
 for the period ended 30 September 2022

	Actual 30-Sep-22	Budget 30-Jun-23	% Variance
<b>Income</b>			
<b>Revenue</b>			
<b>Operating revenue</b>			
Net rates, levies and charges	4,595,566	8,918,000	51.53%
Fees and charges	282,513	547,000	51.65%
Rental income	98,501	600,000	16.42%
Interest received	87,548	219,903	39.81%
Sales revenue	3,204,390	7,275,000	44.05%
Other income	40,802	-	-
Grants, subsidies, contributions and donations	8,766,511	51,478,000	17.03%
<b>Total operating revenue</b>	<b>17,075,831</b>	<b>69,037,903</b>	<b>24.73%</b>
<b>Capital revenue</b>			
Grants, subsidies, contributions and donations	913,763	21,622,218	4.23%
<b>Total revenue</b>	<b>17,989,594</b>	<b>90,660,121</b>	<b>19.84%</b>
<b>Capital income</b>			
Total Capital Income	-	-	0.00%
<b>Total income</b>	<b>17,989,594</b>	<b>90,660,121</b>	<b>19.84%</b>
<b>Expenses</b>			
<b>Operating expenses</b>			
Employee benefits	2,281,675	10,105,910	22.58%
Materials and services	14,916,098	54,874,000	27.18%
Finance costs	87,220	357,920	24.37%
Depreciation and amortisation	-	9,847,547	0.00%
<b>Total operating expenses</b>	<b>17,284,992</b>	<b>75,185,377</b>	<b>22.99%</b>
<b>Capital expenses</b>			
Total Capital expenses	-	-	0.00%
<b>Total expenses</b>	<b>17,284,992</b>	<b>75,185,377</b>	<b>22.99%</b>
<b>Net result</b>	<b>704,602</b>	<b>15,474,744</b>	<b>4.55%</b>
<b>Operating result</b>			
Operating revenue	17,075,831	69,037,903	
Operating expenses	17,284,992	75,185,377	
<b>Operating result</b>	<b>(209,161)</b>	<b>(6,147,474)</b>	

## Statement of Financial Position

as at 30 September 2022

	Actual 30-Sep-22	Budget 30-Jun-23
<b>Assets</b>		
<b>Current assets</b>		
Cash and cash equivalents	29,916,343	35,975,943
Trade and other receivables	3,392,259	4,199,014
Inventories	1,199,166	1,143,000
Contract Assets	5,690,025	6,037,000
ATO Receivables	-	718,000
<b>Total current assets</b>	<b>40,197,794</b>	<b>48,072,957</b>
<b>Non-current assets</b>		
Trade and other receivables	90,571	91,000
Property, plant & equipment	287,367,564	286,552,295
Right of use assets	70,084	65,000
<b>Total non-current assets</b>	<b>287,528,218</b>	<b>286,708,295</b>
<b>Total assets</b>	<b>327,726,012</b>	<b>334,781,252</b>
<b>Liabilities</b>		
<b>Current liabilities</b>		
Trade and other payables	1,701,332	1,544,298
Contract Liabilities	12,553,266	14,162,000
Borrowings	526,632	561,513
Other current liabilities	171,500	100,000
ATO Payable	100,189	-
Provisions	1,456,361	950,000
<b>Total current liabilities</b>	<b>16,509,279</b>	<b>17,317,811</b>
<b>Non-current liabilities</b>		
Contract Liabilities	-	5,000,000
Borrowings	6,304,092	5,653,032
Provisions	1,095,289	2,536,000
Other non-current liabilities	-	100,000
<b>Total non-current liabilities</b>	<b>7,399,381</b>	<b>13,289,032</b>
<b>Total liabilities</b>	<b>23,908,660</b>	<b>30,606,843</b>
<b>Net community assets</b>	<b>303,817,352</b>	<b>304,174,409</b>
<b>Community equity</b>		
Asset revaluation surplus	188,906,478	171,681,649
Retained surplus	114,910,875	132,492,760
<b>Total community equity</b>	<b>303,817,352</b>	<b>304,174,409</b>

**Statement of Cash Flows**  
 for the period ended 30 September 2022

**Actual**  
30-Sep-22      **Budget**  
30-Jun-23

**Statement of Cash Flows**

**Cash flows from operating activities**

Receipts from customers	8,241,240	16,870,654
Payments to suppliers and employees	(27,449,663)	(70,295,612)
Interest received	87,548	219,750
Rental income	98,501	603,064
Non-capital grants and contributions	8,766,511	56,903,269
Borrowing costs	(87,220)	(307,920)
<b>Net cash inflow from operating activities</b>	<b>(10,343,082)</b>	<b>3,993,205</b>

**Cash flows from investing activities**

Payments for property, plant and equipment	(1,198,208)	(25,405,227)
Grants, subsidies, contributions and donations	913,763	21,622,218
<b>Net cash inflow from investing activities</b>	<b>(284,445)</b>	<b>(3,783,009)</b>

**Cash flows from financing activities**

<b>Net cash inflow from financing activities</b>	<b>(125,876)</b>	<b>(534,252)</b>
--	------------------	------------------

**Total cash flows**

<b>Net increase in cash and cash equivalent held</b>	<b>(10,753,403)</b>	<b>(324,056)</b>
<b>Opening cash and cash equivalents</b>	40,669,745	36,300,000
<b>Closing cash and cash equivalents</b>	<b>29,916,343</b>	<b>35,975,944</b>



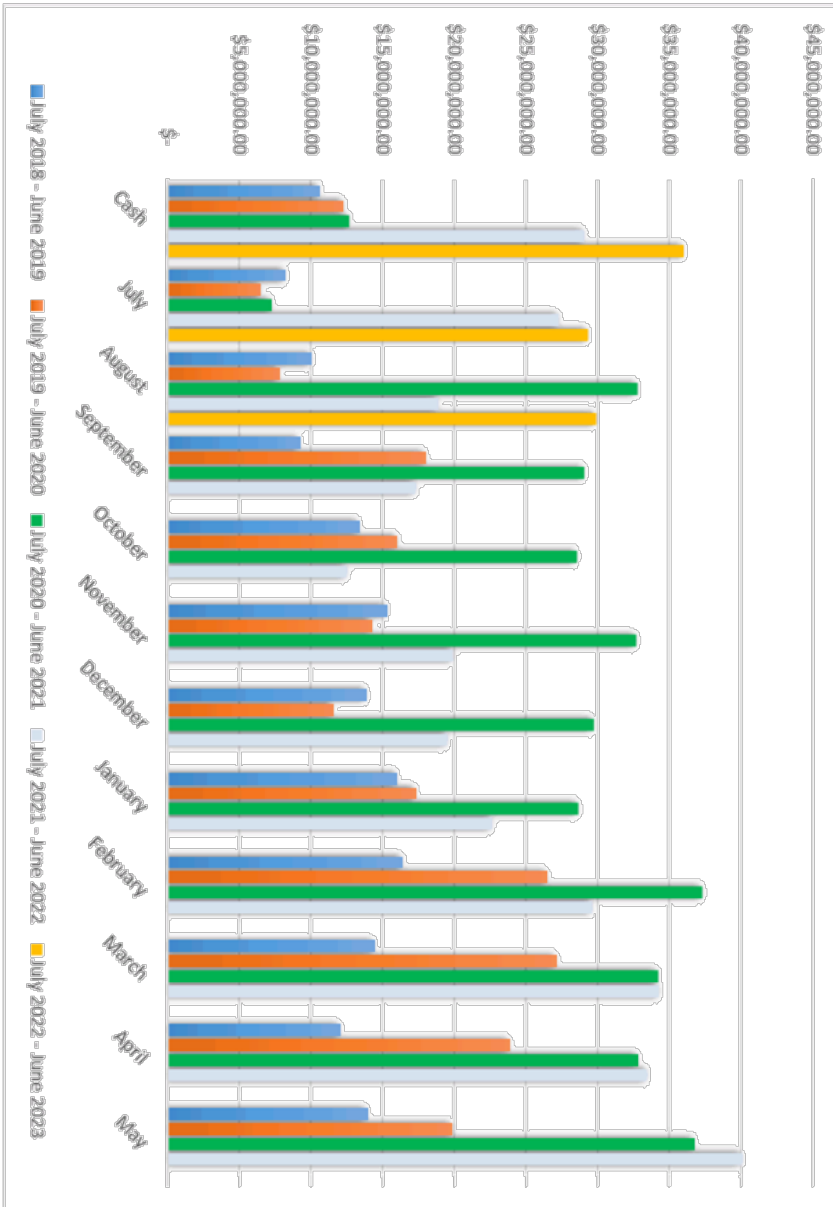
**Statement of Comprehensive Income by Category**  
 for the period ended 30 September 2022

	Core \$	QRA \$	Non-Core \$	Total \$	Budget \$
<b>Income</b>					
<b>Revenue</b>					
<b>Recurrent revenue</b>					
Rates, levies and charges	4,595,566	-	-	4,595,566	8,918,000
Fees and charges	131,180	-	151,333	282,513	547,000
Rental income	20,193	-	78,308	98,501	600,000
Interest received	87,548	-	-	87,548	219,903
Sales revenue	3,097,489	-	106,901	3,204,390	7,275,000
Other income	40,802	-	-	40,802	-
Grants, subsidies, contributions and donations	882,851	7,829,445	54,215	8,766,511	51,478,000
	8,855,629	7,829,445	390,758	17,075,831	69,037,903
<b>Capital revenue</b>					
Grants, subsidies, contributions and donations	913,763	-	-	913,763	21,622,218
<b>Total revenue</b>	9,769,392	7,829,445	390,758	17,989,594	90,660,121
<b>Capital income</b>	-	-	-	-	-
<b>Total income</b>	9,769,392	7,829,445	390,758	17,989,594	90,660,121
<b>Expenses</b>					
<b>Recurrent expenses</b>					
Employee benefits	(1,650,266)	(419,094)	(212,315)	(2,281,675)	(10,105,910)
Materials and services	(7,261,885)	(7,474,624)	(179,588)	(14,916,098)	(54,674,000)
Finance costs	(87,220)	-	-	(87,220)	(357,920)
Depreciation	0	-	-	-	(9,847,547)
	(8,999,371)	(7,893,718)	(391,903)	(17,284,992)	(75,185,378)
<b>Capital expenses</b>	-	-	-	-	-
<b>Total expenses</b>	(8,999,371)	(7,893,718)	(391,903)	(17,284,992)	(75,185,378)
<b>Net result</b>	770,021	(64,274)	(1,146)	704,602	15,474,743
<b>Other comprehensive income</b>					
<b>Items that will not be reclassified to net result</b>					
Increase / (decrease) in asset revaluation surplus	-	-	-	-	-
<b>Total other comprehensive income for the year</b>	-	-	-	-	-
<b>Total comprehensive income for the year</b>	770,021	(64,274)	(1,146)	704,602	15,474,743

Non Core activities include Les Wilson Barra Discovery Centre, Hatchery, Barra Bites, Child Care, Gym, Staff Housing and Prisoner Housing

CASH

Cash	July	August	September	October	November	December	January	February	March	April	May	June
2019	\$10,624,212.00	\$8,210,979.00	\$10,052,874.00	\$9,230,314.00	\$13,365,287.00	\$15,294,953.00	\$13,866,629.00	\$16,004,746.00	\$16,406,721.00	\$14,429,103.00	\$12,076,778.00	\$13,940,891.00
2020	\$12,280,567.00	\$6,538,396.00	\$7,802,385.00	\$17,986,246.00	\$16,045,726.00	\$14,253,941.00	\$11,534,551.00	\$17,310,350.00	\$26,505,321.00	\$27,149,119.00	\$23,891,105.00	\$19,895,041.00
2021	\$12,668,763.00	\$7,267,828.00	\$32,799,197.00	\$29,061,031.00	\$28,569,461.00	\$32,701,782.00	\$29,755,429.00	\$28,656,349.42	\$37,318,356.00	\$34,226,338.00	\$32,854,549.00	\$36,769,988.00
2022	\$29,066,133.00	\$27,305,252.00	\$18,876,147.00	\$17,306,164.00	\$12,501,484.00	\$19,906,129.00	\$19,521,847.00	\$22,627,835.00	\$29,625,892.00	\$34,300,881.00	\$33,474,702.00	\$40,097,628.00
2023	\$36,016,895.12	\$29,324,952.00	\$29,916,342.00									



## BUSINESS PAPERS

### 10 REPORTS FROM DIRECTOR OF ENGINEERING - ROADS & SERVICES

#### 10.1 DOE REPORT

**Attachments:** NIL

**Author:** Michael Wanrooy - Director of Engineering

**Date:** 6 October 2022

**Key Outcome:** 5.1 - Integrated and timely provision and management of sustainable infrastructure and assets

**Key Strategy:** 5.1.3 Plan and implement urban improvement works which enhance local character and identify, conserve and improve the region's streetscapes and provide iconic parkland.

#### Executive Summary:

This report provides information and updates to Council on various activities and programs that are facilitated within the Director Engineering's portfolio.

#### RECOMMENDATION:

That Council:

1. receive and note the Director of Engineering Report as presented; and
2. that those matters not covered by resolution be noted.

#### 1. Actions Arising from Previous Meetings

Reference	Action	Status
1/11/2018	Investigate and prepare a report including scope of works and estimate of costs to reinstate the grid on the Old Croydon Road for Council's consideration. ➤ The Grid is programed to start in conjunction with the Lilyvale Estate roadworks.	In Progress
October Meeting	Undertake a sign audit on Carpentaria LRRS network and present at December Meeting ➤ Audit is completed for Burketown Road. ➤ Wet season delaying audits on Iffley Road, Kowanyama Road and the Dunbar to Koolatah to Oriners Road.	In Progress
December Meeting	Add Premix to grooves at the Scruton River Floodway.	Not Started
January Meeting	Repair copper log fencing at NTN Cemetery ➤ A replacement for the existing dilapidated copper log barrier made from composite materials has been ordered and will be installed by Malcolm when the materials arrive. A wallaby proof fence to replace the existing old perimeter fence at the back and sides has been ordered. Rotunda kit ordered. Materials for the project is expected to land in Normanton by the end of July.	In Progress

## BUSINESS PAPERS

Reference	Action	Status
March Meeting	Are there alternatives to repair scour on the footpath in Philp Street besides filling with gravel as every wet season it erodes repeatedly ➤ Council to investigate and undertake solutions	Not Started
August Meeting	Install extra cat eyes at the pedestrian refuge ➤ The line markers will install when they come back to town to linemark the new Traders carparking area	In Progress
August Meeting	Shorten Island at Intersection of Landsborough and Caroline St. to tree line at Curley's end ➤ Works being planned	In Progress
August Meeting	Discuss with TMR for slip lane at: Right turn from 92A to Glenore Weir – Near miss incident Right turn to 89B towards Dunbar at Walkers Creek Shady Lagoon turnoff ➤ Discussed with TMR briefly – Getting plans drawn up to help push it along with TMR	In Progress
September Meeting	Arrange for yellow bin outside the Chemist ➤ Put on works program	In Progress

### 2. Miscellaneous Projects

- 2.1. Additional yellow line marking at the Normanton and Karumba Aerodrome are complete. Line marking at the Karumba aerodrome for the bowser access remains to be completed. The annual electrical inspection was completed for both aerodromes and the technical inspection will be undertaken within the next few weeks.
- 2.2. Thompson St Kerb and Channel – Cameron's crew has repaired the eroded drain with new road base and prepared the surface for the new Kerb and Channel to be completed this year. This is a fully funded project.
- 2.3. Savanah Way Art Sculpture for Normanton and Karumba. Council has prepared and poured the footings for both Normanton and Karumba. A new Island will be constructed for Normanton. Installation of the art sculpture is expected on 6 October for Normanton and 7 October for Karumba.
- 2.4. ATSI TIDS -Floodway upgrade. Council has put in a variation for Extension of Time and
- 2.5. Lilyvale Subdivision Intersection works – Cameron Young has started the internal road works. Gravel is currently being carted and placed on the internal road and is 75% complete.
- 2.6. CN-17815 - 2021 DRFA works on 89B Ch. 0 to Ch. 180 km. Works have been completed to CH 140km. Works currently on hold.
- 2.7. Stop Shop Crossing – Application submitted to Ergon. Awaiting installation by them.
- 2.8. Reef Project: A site visit was made to inspect suitability and other environmental requirements for 2 sites – 15 and 20km from shore. The 20km site is looking the best. Further meetings will be held with the local fishing charter groups. A senior DAF personnel did the underwater surveillance using an underwater drone. DAF is looking to contribute buoys to add to the reef structures to attract pelagic fish.

## BUSINESS PAPERS

- 2.9. Terry Casey's RMPC crew are working on the new 2022-2023 maintenance work on State Controlled Roads.
- 2.10. The Mitchell River crossing is now open to high clearance traffic. There is damage and missing mats with 100mm to 150mm of water running over the causeway. Council cannot repair the mats until the water has dropped.

Table: TMR Projects progress report for 2022 – 2023

Projects	Value	Claimed	Progress
TIDS - 2/1200x450 new culverts at gully 1 to 2km past the Gilbert River. Total Value \$67,000. Claimed to June 2022 \$24,315.40. Remaining \$42,684.60	\$42,684.60	\$42,684.60	100% Completed
CN-17815 - 2021 DRFA works on 89B Ch. 0 to Ch. 180. Total Value \$2,551,476.10. Claimed to June 2022 \$879,185.30. Remaining \$1,672,290.80	\$1,672,290.80	\$833,828.20	55% Completed
Variation to CN-17815 - 2021 DRFA works on 89B Ch. 180 to Ch. 303	\$606,412.60		Works being planned
CN-17937 - Pave and Seal AG Stimulus Package 4 on 89B (Ch.63.49 to 69.37) approx. 6km past the Glencoe turnoff. Total Value \$2,924,640.60. Claimed to June 2022 \$2,859,372.60. Remaining \$65,268.00	\$65,268.00	\$65,268.00	100% Completed
CN-18809 Pave and Seal AG Stimulus Package 5 on 89B Ch. 70.4km to 77.70km. Total Value \$3,416,320.60. Claimed to June 2022 \$2,241,886.80. Remaining \$1,174,433.80	\$1,174,433.80	\$1,174,433.80	100% Completed
CN-18939 - 2022 89B DRFA Emergent Works - to the Gilbert River - requesting variation to 850K. Total Value \$850,000. Claimed \$126,071.19. Remaining \$723,928.81	\$723,928.81	\$723,928.81	100% Completed
ATSI TIDS Dunbar Kowanyama Road	\$1,340,000.00		
CN-18939 - 2022 89B DRFA Emergent Works variation	\$982,000.00	\$982,000.00	100% Completed
TIDS 2022-2023	\$910,000.00		
CN-16542 2022-23 RMPC	\$2,044,550.00	\$407,368.00	20%
<b>Total</b>	<b>\$9,561,568.61</b>	<b>\$4,229,511.41</b>	<b>44%</b>



## **BUSINESS PAPERS**

---



**Photo:** Lilyvale Subdivision – Internal Roadwork



**Photo:** Lilyvale Subdivision – Internal Roadwork

## **BUSINESS PAPERS**

---



**Photo:** Thompson Street Kerb and Channel – Completed Earthworks



**Photo:** Thompson Street Kerb and Channel – Completed Earthworks



## **BUSINESS PAPERS**

---



**Photo:** Savannah Way Art Sculpture footing in Normanton

## **BUSINESS PAPERS**

---



**Photo:** Yellow line marking at turnaround areas of aerodrome

### **3. Update on Shire Flood Damage Works**

- 3.1. **Gavin Delacour - Alexandra Camp** - Working Leichhardt to Normanton at Leichhardt River end, using traffic control for approaches to the Leichhardt on 2021 works, no load and cart operations this swing, approx. 2 x swings to complete Leichhardt to Normanton, then camp shift to Augustus for Nardoo to Leichhardt works
- 3.2. **Colin Charger – Stirling Camp** - Crew working Stirling to Miranda Road, mix and lay gravel for the 2021 works.
- 3.3. **Brenton Murray - Dunbar Camp** – Working on the Dunbar to Koolatah Road on 2021 works.
- 3.4. **Karl Pickering - Pioneer Camp** - Working Pioneer to Trenton Road including Pioneer and Mundjuro accesses.
- 3.5. **Josie Bond – Inkerman Camp** - Inkerman Access on 2021 works. They are loading and carting out of Clarks pit
- 3.6. **Shaun Henry - Normanton based** – Working on the Glencoe to Miranda Road, 2021 works.
- 3.7. **Cameron Young - Normanton Based** – Currently working on Lilyvale Subdivision, completed priority shoulder work on 89A around McAllister Road turn off for one swing.

## **BUSINESS PAPERS**

---

They have completed earthworks on Thompson St for the new Kerb and Channel Works.

- 3.8. **John Person - Koolatah Camp** - Working Koolatah to Dixie roads on 2021 works, load and cart out of Alice Pit.

#### **4. Trades Report**

- Camp shift to Dunbar
- General maintenance
- Repaired water leaks
- Working on 34 Philp St bathroom
- Maintenance on 2/81 Philp St
- Airconditioning service and repairs
- Flood cameras
- Electrical work on 34 Philp St
- Water/sewer plant maintenance
- Cemetery
- Carpentry work on 34 Philp St
- Break-in repairs (NTN Sports Centre and Council Admin office palings)
- Airport bollard and concrete block
- Furniture moves & repairs (55 Green, 38 Woodward, 34 Philp, 81 Philp)
- Maintenance in general at Staff houses and Pensioner Units including Salto and keys/locks

#### **5. New Projects/Grant Applications**

- 5.1. Nil



## BUSINESS PAPERS

### 6. Reports

6.1. Nil

6.2. Budget

Row Labels	Sum of Original Budget	Sum of YTD Actual	Sum of Order Value	Sum of Total Actual
<b>Operating Expenditure</b>				
Airports	290,500	35,776	72844	108,619
Asset Management	259,383	14,856	34870	49,726
Building Services	229,282	64,430	1831	66,261
Coastal Management	200,000	0	0	0
Depots & Workshop	584,045	96,612	14136	110,747
Engineering Services	750,951	251,448	218911	470,359
Fleet & Plant	-1,295,709	988,124	2486655	3,474,779
Main Roads (Rmpc And Pw)	5,766,042	3,841,083	469098	4,310,181
Parks & Gardens	442,240	263,909	10688	274,597
Pensioner Housing	211,830	27,578	8071	35,649
Private Works	0	1,326	0	1,326
Public Conveniences	63,150	32,425	7421	39,846
Quaries	52,000	0	0	0
Reserves	8,000	2,568	3630	6,198
Road	5,050,369	185,680	15100	200,780
Staff Housing	512,310	47,156	18170	65,326
Town Planning	54,749	13,343	70219	83,562
<b>Operating Expenditure Total</b>	<b>13,179,142</b>	<b>5,866,313</b>	<b>3431644</b>	<b>9,297,958</b>
<b>Operating Income</b>				
Airports	-220,000	-84,121	0	-84,121
Building Services	-4,000	-1,755	0	-1,755
Engineering Services	0	-2,355	0	-2,355
Fleet & Plant	-50,000	5,354	0	5,354
Main Roads (Rmpc And Pw)	-7,190,000	-3,086,809	0	-3,086,809
Pensioner Housing	-63,000	-18,562	0	-18,562
Road	-1,400,000	-228,000	0	-228,000
Roads (Tids)	0	44,862	0	44,862
Staff Housing	-433,500	-59,746	0	-59,746
Town Planning	-5,750	0	0	0
<b>Operating Income Total</b>	<b>-9,366,250</b>	<b>-3,431,131</b>	<b>0</b>	<b>-3,431,131</b>
<b>Grand Total</b>	<b>3,812,892</b>	<b>2,435,182</b>	<b>3431644</b>	<b>5,866,826</b>

## **BUSINESS PAPERS**

---

### **10.2 NDRRA/QDRF REPORT**

<b>Attachments:</b>	10.2.1. Appendix A - 2020 Expenditure Summary 10.2.2. Appendix B - QRA20 Completion Sketch 10.2.3. Appendix C - 2021 Expenditure Summary 10.2.4. Appendix D - QRA21 Completion Sketch 10.2.5. Appendix E - Betterment Projects
<b>Author:</b>	John Martin - Consultant Engineering
<b>Date:</b>	6 October 2022
<b>Key Outcome:</b>	5.2 - A safe and sustainable road network
<b>Key Strategy:</b>	5.2.1 Plan and deliver a safe, sustainable and efficient road network.

---

#### **Executive Summary:**

**QRA19:** Five (5) Submissions have been fully acquitted by QRA and Council has received the final payments. Submission 6 has been submitted for acquittal and is currently subject to audits by QRA.

**QRA20:** The QRA20 project is approximately 95% complete as reported at the foreperson meeting on 22 September 2022. The QRA20 project has an original deadline of 30 June 2022. EOT's have been approved for three (3) submissions until 30 September 2022. Submission 1 was completed ahead of its 30 June 2022 deadline and acquittal documentation is being prepared. Fuel levies are being calculated to be included in the acquittal costs for these submissions.

**QRA21:** The QRA21 project is approximately 16.5% complete as reported at the foreperson meeting on 22 September 2022. Six (6) crews are currently mobilised in camps, with a temporary seventh crew currently working from Normanton. The deadline for the QRA21 works is 30 June 2023.

**QRA22:** Carpentaria Shire Council was activated for REPA, Emergency Works and CDO relief measures for three (3) flooding events. Five (5) submissions have been lodged on the QRA MARS system awaiting an infield with QRA. Acquittal documentation for Emergency Works is currently being prepared, with fuel levies being calculated to be included in the acquittal costs for this submission.

**OTHER:** Acquittal documentation for the Disaster Coordination Centre has been submitted for approval. Short listed QRA Betterment project on Dunbar – Kowanyama Road has been lodged on the QRA Mars System. Detailed Submissions are being prepared for Burke and Wills Monument Access Road Pavement and Sealing and Normanton Racetrack Lighting Upgrade.

#### **RECOMMENDATION:**

That Council:

1. accepts the NDRRA/QDRF Report as presented; and
2. that those matters not covered by resolution be noted.

## **BUSINESS PAPERS**

---

### **Background:**

#### **2019 QRA Event**

1. Five (5) Submissions have been fully acquitted by QRA and Council has received the final payments. Submission 6 has been submitted for acquittal and is currently subject to audits by QRA.

#### **2020 QRA Event**

1. Four (4) REPA submissions have been approved with a total RV of \$48.7million (construction budget of \$38.2million).
2. 95% of the project has been completed as reported at the foreperson meeting on 22 September 2022, with an estimated Expenditure Ratio of 0.79. Refer Appendix A and B for construction progress.
3. The QRA20 project has an original deadline of June 30, 2022. EOT's have been approved for three (3) submissions until 30 September 2022. Submission 1 was completed ahead of its 30 June 2022 deadline.
4. Acquittal documentation for Submission 1 is being prepared for lodgement to QRA. Fuel levies are being calculated to be included in the acquittal costs for all submissions.

#### **2021 QRA Event**

1. All five (5) lodged QRA21 REPA submissions have now been approved with a total RV of approx. \$39.9million (construction budget of \$31.1million).
2. Approximately 16.5% of the project has been completed as reported at the foreperson meeting on 22 September 2022, with an estimated Expenditure Ratio of 0.89. Refer to Appendix C and D for construction summaries.
5. Six (6) crews are currently mobilised in camps around the Shire to construct works within the QRA21 program with a temporary seventh crew currently working from Normanton.
3. The QRA21 program of work has a deadline of 30 June 2023.

#### **2022 QRA Event**

1. Carpentaria Shire Council was activated for REPA, Emergency Works and CDO relief measures for three (3) flooding events on the 17 February 2022 (Ex-Tropical Cyclone Seth), 18 February 2022 (Far North Queensland Low Pressure Trough) and 20 May 2022 (Northern and Central Western Queensland Rainfall and Flooding).



## BUSINESS PAPERS

---

2. Approx. \$232k has been expended on Emergency Works with submission documents currently being prepared for acquittal. Fuel levies are being calculated to be included in the acquittal costs for this submission.
3. All Five (5) submissions have been lodged on the QRA MARS system, with an infield assessment to be confirmed by QRA.

### **Other**

1. Acquittal documentation for the Disaster Coordination Centre has been submitted to QRA for approval. A full list of active betterment projects is provided in Appendix E
2. Short listed QRA Betterment project on Dunbar – Kowanyama Road has been lodged in the QRA MARS system. See Table 2 below for project details.

**Table 2: Betterment Projects**

<b>Project Name</b>	<b>Project Description</b>	<b>Requested Funding</b>
Dunbar – Kowanyama Road Seal	Stabilize pavement and spray seal road between chainages 64806 – 82414. Flood events have continuously caused damage and scouring to existing gravel road.	Approx. \$5million

3. Detailed Submissions are being prepared for two Community and Recreational Asset funding projects – Burke and Wills Monument Access Road Pavement and Sealing and Normanton Racetrack Lighting Upgrade. Submissions are due to be lodged to QRA by 31 December 2022.

### **Consultation (Internal/External):**

- Mark Crawley - Chief Executive Officer
- Michael Wanrooy - Director of Engineering
- John Martin and Nick Lennon - ERSCON Consulting Engineers

### **Legal Implications:**

- Nil.

### **Financial and Resource Implications:**

- QRA 19 Trigger Point contribution - \$32,408
- QRA 20 Trigger Point contribution - \$29,363
- QRA 21 Trigger Point contribution - \$30,180

## **BUSINESS PAPERS**

---

### **Risk Management Implications:**

- Low – QRA21 – Construction has a deadline of 30 June 2023. There is a low risk that work will not be completed by this deadline based on current programming the number of crews.

**CARPENTARIA SHIRE COUNCIL**

**SUMMARY OF QRA20 EXPENDITURE**

**CURRENT**

**Project Completed**

**Forecast Project Expenditure to RV Ratio**

**22/09/2022**

**95%**

**0.99**



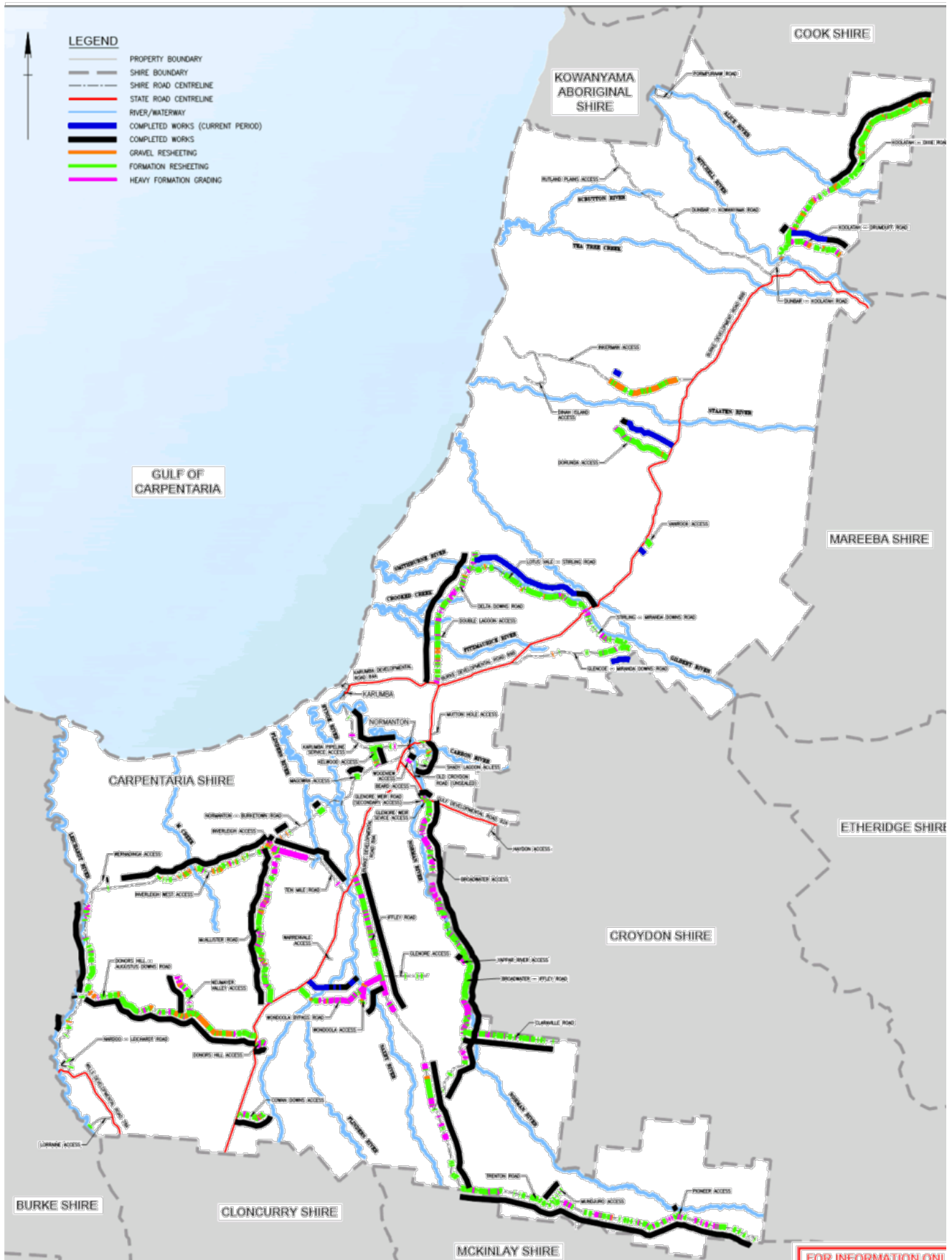
Submission 1 - CSC.0039.1920E.REC					
Road Name	Construction Recommended Value	Expenditure	Complete (%)	Expected Expenditure Ratio	Notes
Magowra Access	\$ 83,030.08	\$ 57,567.40	100%	0.69	Savings incurred due to crew working from town and no camp establishment required.
Cowan Downs Access	\$ 295,151.76	\$ 294,862.84	100%	1.00	
Donors Hill Access	\$ 205,044.23	\$ 155,347.85	100%	0.76	Overlapping camp and establishment costs with simultaneously constructed QRA19/20 Cowan Downs, QRA19/20 Donors Hill to Augustus Downs and QRA19 Donors Hill Access. When assessing roads together expenditure is expected to align closely with the combined RV.
Kelwood Access	\$ 327,771.72	\$ 1,451.21	100%	0.00	All expenditure booked to the simultaneously constructed QRA19 Kelwood Access.
Ten Mile Road	\$ 540,570.23	\$ 365,948.78	100%	0.68	Savings incurred due to crew working from town and no camp establishment required.
Karumba Pipeline Service Access	\$ 168,026.92	\$ 146,142.84	100%	0.87	Overlapping camp and establishment costs with simultaneously constructed QRA19 Karumba Pipeline Service Access. When assessing roads together expenditure is expected to align closely with the combined RV.
Neumayer Valley Access	\$ 371,655.57	\$ 344,797.15	100%	0.93	Overlapping camp and establishment costs with simultaneously constructed Donors Hill - Augustus Downs Road. When assessing roads together expenditure is expected to align closely with the combined RV.
Inverleigh Access	\$ 27,275.28	\$ 3,262.45	100%	0.12	Overlapping camp and establishment costs with simultaneously constructed Ten Mile Road. When assessing roads together expenditure is expected to align closely with the combined RV.
Donors Hill - Augustus Downs Road	\$ 4,556,053.77	\$ 4,017,326.01	100%	0.88	Overlapping camp and establishment costs with simultaneously constructed Neumayer Valley Access. When assessing roads together expenditure is expected to align closely with the combined RV.
Augustus Downs Access	\$ 28,213.06	\$ 4,675.13	100%	0.17	Overlapping camp and establishment costs with simultaneously constructed Nardoo to Leichardt Road. When assessing roads together expenditure is expected to align closely with the combined RV.
Nardoo - Leichardt Road	\$ 1,169,208.38	\$ 1,043,237.39	100%	0.89	Overlapping camp and establishment costs with simultaneously constructed Augustus Downs Access and Lorraine Access. When assessing roads together expenditure is expected to align closely with the combined RV.
Normanton - Burketown Road	\$ 1,630,691.51	\$ 1,630,486.31	100%	1.00	
Lorraine Access	\$ 43,982.34	\$ 95,742.73	100%	2.18	Overlapping expenditure booked to the simultaneously constructed 2021 Nardoo to Leichardt. When assessing roads together expenditure aligns closely with the combined Recommended Value.
McAllister Road	\$ 2,474,714.58	\$ 1,913,431.63	100%	0.77	Overlapping camp and establishment costs with simultaneously constructed QRA21 McAllister Road. When assessing roads together expenditure is expected to align closely with the combined RV.
<b>TOTAL</b>	<b>\$ 11,921,389.43</b>	<b>\$ 10,074,279.72</b>			

\*Expected expenditure ratio is the ratio of final expenditure divided by the recommended value. (i.e. 1.5 is 50% over budget, 0.8 is 20% under budget)

Submission 3 CSC.0037.1920E.REC					
Road Name	Construction Recommended Value	Expenditure	Complete (%)	Expected Expenditure Ratio	Notes
Shady Lagoon Access	\$ 73,713.47	\$ 67,552.95	100%	0.92	Overlapping camp and establishment costs with simultaneously constructed QRA19 Shady Lagoon Access. When assessing roads together expenditure is expected to align closely with the combined RV.
Delta Downs Road	\$ 1,598,239.95	\$ 3,128,880.49	100%	1.96	Expenditure is slightly higher than the Recommended Value due to push up of gravel costs for Lilyvale Pit being heavily booked to this road despite being utilised for other REPA works and has a longer than average gravel haul length from the Pit.
Lotus Vale - Stirling Road	\$ 1,627,243.38	\$ 1,272,195.35	100%	0.78	Accrued costs processing, construction recently completed.
Dorunda Access	\$ 1,288,533.76	\$ 444,983.49	100%	0.35	Accrued costs processing, construction recently completed.
Vanrook Access	\$ 149,018.33	\$ 12,099.42	100%	0.08	Accrued costs processing, construction recently completed.
Glencoe - Miranda Downs Road	\$ 516,884.05	\$ 239,904.29	60%	0.78	Accrued costs processing, currently under construction.
Stirling - Miranda Downs Road	\$ 389,425.85	\$ 19,289.40	24%	0.21	Accrued costs processing, currently under construction.
Inkerman Access	\$ 1,804,651.21	\$ 485,131.88	53%	0.51	Accrued costs processing, currently under construction.
<b>TOTAL</b>	<b>\$ 7,447,710.00</b>	<b>\$ 5,670,037.27</b>			

Submission 4 CSC.0038.1920E.REC					
Road Name	Construction Recommended Value	Expenditure	Complete (%)	Expected Expenditure Ratio	Notes
Koolatah - Drumduff Road	\$ 793,815.29	\$ 543,210.53	100%	0.68	Accrued costs processing, construction recently completed.
Koolatah - Dixie Road	\$ 4,041,152.28	\$ 2,999,008.20	89%	0.83	Accrued costs processing, currently under construction.
Dunbar - Koolatah Road	\$ 217,384.80	\$ 94,148.36	0%	1.00	Preliminary costs booked, no construction has commenced.
<b>TOTAL</b>	<b>\$ 5,052,352.37</b>	<b>\$ 3,636,367.09</b>			

Submission 2 - CSC.0036.1920E.REC					
Road Name	Construction Recommended Value	Expenditure	Complete (%)	Expected Expenditure Ratio	Notes
Woodview Access	\$ 27,893.25	\$ 12,173.40	100%	0.44	Savings incurred due to crew working from town and no camp establishment required.
Beard Access	\$ 25,561.73	\$ 7,809.22	100%	0.31	Construction completed in less than one day, savings incurred due to crew working from town and no camp establishment required.
Glenore Weir Service Access	\$ 41,470.85	\$ 31,310.36	100%	0.75	Overlapping costs with adjacent Glenore Weir Road (Secondary Access), when assessing together expenditure is expected to align closely with the combined RV.
Glenore Weir Road (Secondary Access)	\$ 11,743.38	\$ 13,417.00	100%	1.14	Overlapping costs with adjacent Glenore Weir Service Access, when assessing Assets together expenditure is expected to align closely with the combined RV.
Pioneer Access	\$ 34,977.91	\$ 44,640.35	100%	1.28	Overlapping camp and establishment costs with simultaneously constructed Trenton Road and Mundjuro Access. When assessing roads together expenditure is expected to align closely with the combined RV.
Claraville Road	\$ 1,229,536.07	\$ 776,801.90	100%	0.63	Overlapping camp and establishment costs with simultaneously constructed Broadwater - Iffley Road. When assessing roads together expenditure is expected to align closely with the combined RV.
Trenton Road	\$ 2,751,917.36	\$ 1,924,804.25	100%	0.70	Overlapping camp and establishment costs with simultaneously constructed Mundjuro Access and Pioneer Access. When assessing roads together expenditure is expected to align closely with the combined RV.
Mundjuro Access	\$ 94,246.86	\$ 46,087.12	100%	0.49	Overlapping camp and establishment costs with simultaneously constructed Trenton Road and Pioneer Access. When assessing roads together expenditure is expected to align closely with the combined RV.
Yappar River Access	\$ 72,257.77	\$ 43,886.93	100%	0.61	Overlapping camp and establishment costs with simultaneously constructed Broadwater - Iffley Road. When assessing roads together expenditure is expected to align closely with the combined RV.
Yappar River Access (Secondary Access)	\$ 43,445.97	\$ 1,158.33	100%	0.03	Overlapping camp and establishment costs with simultaneously constructed Broadwater - Iffley Road. When assessing roads together expenditure is expected to align closely with the combined RV.
Broadwater - Iffley Road	\$ 3,524,272.79	\$ 2,887,106.05	100%	0.82	Overlapping camp and establishment costs with simultaneously constructed Claraville Road and Yappar River Accesses. When assessing roads together expenditure is expected to align closely with the combined RV.
Iffley Road	\$ 4,365,707.86	\$ 3,525,895.71	100%	0.81	Accrued costs processing, construction has been recently completed
Glenore Access	\$ 52,564.27	\$ 67,737.93	100%	1.29	Accrued costs processing, construction has been recently completed
Wondoola Access	\$ 471,158.12	\$ 621,430.21	100%	1.32	Overlapping costs with adjacent Wondoola Access QRA21 and Wondoola Bypass QRA20/21. When assessing Assets together expenditure is expected to align closely with the combined RV.
Wondoola Bypass Road	\$ 1,021,560.02	\$ 907,299.91	100%	0.89	Accrued costs processing, construction recently completed.
<b>TOTAL</b>	<b>\$ 13,768,314.21</b>	<b>\$ 10,911,558.67</b>			



FOR INFORMATION ONLY

NO.	DATE	DESCRIPTION	DESIGN	APPROVED
19	04/10/22	REVISED FOR OCTOBER MEETING	MG	
18	06/09/22	REVISED FOR SEPT. MEETING	MG	
17	08/08/22	REVISED FOR AUGUST MEETING	MG	
16	07/07/22	REVISED FOR JULY MEETING	DM	
15	07/06/22	REVISED FOR JUNE MEETING	AB	
1	08/04/21	INITIAL ISSUE FOR APRIL MEETING		



DESIGN	SFG	APPROVED
REVISION	MG	APPROVED
DATE	08/04/21	APPROVED
DATE		

PROJECT REF	CARPENTARIA SHIRE COUNCIL ROADS
PARCEL REF	2020 CONSTRUCTION SEASON COMPLETED WORKS
PARCEL REF	101-020-SK713
SHEET	A1
REG	1



**CARPENTARIA SHIRE COUNCIL**

**SUMMARY OF QRA21 EXPENDITURE**

**CURRENT**

**Project Completed**

**Forecast Project Expenditure to RV Ratio**

**22/09/2022**

**16.5%**

**0.89**



Submission 1 - CSC.0052.2021E.REC					
Road Name	Construction Recommended Value	Expenditure	Complete (%)	Expected Expenditure Ratio	Notes
Wondoola Access	\$ 145,923.99	\$ 86,065.66	61%	0.75	Accrued costs processing, road currently under construction.
Wondoola Bypass Road	\$ 335,719.59	\$ 95,355.26	44%	0.64	Accrued costs processing, road currently under construction.
Trenton Road	\$ 2,759,624.32	\$ 547,931.72	29%	0.69	Accrued costs processing, road currently under construction.
Broadwater - Iflley Road	\$ 3,253,190.35	\$ 2,290.00	0%	1.00	Preliminary costs booked, no construction has commenced.
Broadwater Access	\$ 15,718.68	\$ -	0%	1.00	
Claraville Road	\$ 802,925.42	\$ 5,304.78	0%	1.00	Preliminary costs booked, no construction has commenced.
Cowan Downs Access	\$ 109,883.67	\$ -	0%	1.00	
Glenore Access	\$ 954,142.42	\$ -	0%	1.00	
Haydon Access	\$ 294,418.51	\$ -	0%	1.00	
Iffley Road	\$ 48,565.32	\$ 1,400.00	0%	1.00	Preliminary costs booked, no construction has commenced.
Mundjuro Access	\$ 269,163.15	\$ -	0%	1.00	
Old Croydon Road (Unsealed)	\$ 410,198.93	\$ -	0%	1.00	
Pioneer Access	\$ 43,477.20	\$ -	0%	1.00	
Sawtell Creek Access	\$ 46,052.54	\$ -	0%	1.00	
Warrenvale Access	\$ 112,183.94	\$ -	0%	1.00	
<b>TOTAL</b>	<b>\$ 9,601,188.43</b>	<b>\$ 740,347.42</b>			

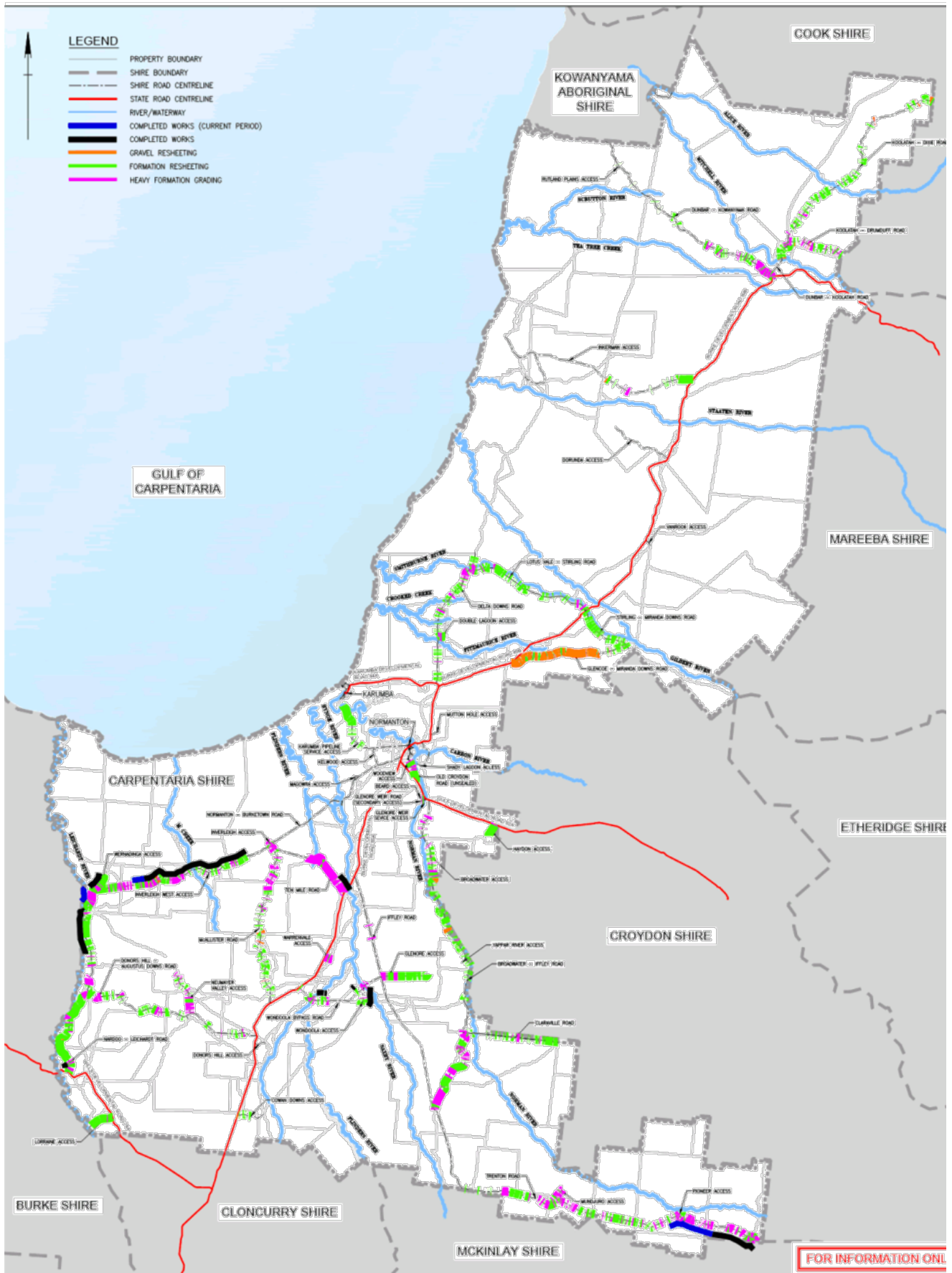
\*Expected expenditure ratio is the ratio of final expenditure divided by the recommended value, (i.e. 1.5 is 50% over budget, 0.8 is 20% under budget)

Submission 2 - CSC.0054.2021E.REC					
Road Name	Construction Recommended Value	Expenditure	Complete (%)	Expected Expenditure Ratio	Notes
Wernadinga Access	\$ 408,403.56	\$ 191,944.99	100%	0.47	Accrued costs processing, construction recently completed.
Normanton - Burketown Road	\$ 3,384,537.60	\$ 1,136,335.99	73%	0.46	Accrued costs processing, road currently under construction.
Nardoo - Leichardt Road	\$ 4,089,859.37	\$ 1,106,489.42	30%	0.90	Accrued costs processing, road currently under construction.
Ten Mile Road	\$ 812,165.79	\$ 187,418.77	26%	0.87	Accrued costs processing, road currently under construction.
Donors Hill - Augustus Downs Road	\$ 1,341,343.18	\$ 5,667.27	0%	1.00	Preliminary costs booked, no construction has commenced.
Inverleigh Access	\$ 2,341.08	\$ -	0%	1.00	
Inverleigh Access (Secondary Access)	\$ 6,577.32	\$ -	0%	1.00	
Karumba Pipeline Service Access	\$ 732,792.98	\$ -	0%	1.00	
Lorraine Access	\$ 537,639.45	\$ 87,648.98	0%	1.00	Preliminary costs booked, no construction has commenced.
McAllister Road	\$ 1,111,966.62	\$ 36,424.90	0%	1.00	Preliminary costs booked, no construction has commenced.
Neumayer Valley Access	\$ 408,933.45	\$ -	0%	1.00	
Yappar Street	\$ 32,194.71	\$ -	0%	1.00	
<b>TOTAL</b>	<b>\$ 12,668,751.51</b>	<b>\$ 2,753,929.72</b>			

Submission 3 - CSC.0048.2021E.REC					
Road Name	Construction Recommended Value	Expenditure	Complete (%)	Expected Expenditure Ratio	Notes
Stirling - Miranda Downs Road	\$ 924,687.03	\$ 2,880.00	10%	0.03	Accrued costs processing, road currently under construction.
Glencoe - Miranda Downs Road	\$ 3,529,821.76	\$ 15,507.86	10%	0.04	Accrued costs processing, road currently under construction.
Delta Downs Road	\$ 1,131,390.34	\$ -	0%	1.00	
Double Lagoon Access	\$ 165,580.92	\$ -	0%	1.00	
Inkerman Access	\$ 562,783.25	\$ -	0%	1.00	
Lotus Vale - Stirling Road	\$ 1,126,254.06	\$ 7,963.41	0%	1.00	Preliminary costs booked, no construction has commenced.
<b>TOTAL</b>	<b>\$ 7,432,517.36</b>	<b>\$ 26,351.27</b>			

Submission 4 - CSC.0042.2021E.REC					
Road Name	Construction Recommended Value	Expenditure	Complete (%)	Expected Expenditure Ratio	Notes
Dunbar - Koolatah Road	\$ 254,319.58	\$ 164.54	0%	1.00	
Dunbar - Kowanyama Road	\$ 254,319.58	\$ -	0%	1.00	
Koolatah - Drumduff Road	\$ 408,762.84	\$ -	0%	1.00	
<b>TOTAL</b>	<b>\$ 917,402.00</b>	<b>\$ 164.54</b>			

Submission 5 - CSC.0049.2021E.REC					
Road Name	Construction Recommended Value	Expenditure	Complete (%)	Expected Expenditure Ratio	Notes
Koolatah - Dixie Road	\$ 1,359,200.81	\$ -	0%	1.00	
<b>TOTAL</b>	<b>\$ 1,359,200.81</b>	<b>\$ -</b>			



FOR INFORMATION ONLY

REVISIONS NO. DATE DESCRIPTION DESIGN APPROVED	5	04/10/22	REVISED FOR OCTOBER MEETING	MG	
	4	08/09/22	REVISED FOR SEPT. MEETING	MG	
	3	08/08/22	REVISED FOR AUGUST MEETING	MG	
	2	12/07/22	APPROVED SCOPE	MG	
	1	19/11/21	INITIAL ISSUE		
				CLIENT: CARPENTARIA SHIRE DRAWN: SFG APPROVED: [ ] DESIGN: MG APPROVED: [ ] CIVIL SURVEY APPROVAL: [ ]	
PROJECT REF: CARPENTARIA SHIRE COUNCIL ROADS DRAWING REF: 2021 CONSTRUCTION SEASON COMPLETED WORKS DRAWING NO: 101-021-SK703				SHEET: A1	

**Appendix E - Approved Betterment Projects**

<b>Project</b>	<b>Value</b>
Normanton to Burketown Pavement Improvements and Sealing (Project 11/12)	Project RV \$3.1million Construction value \$2.5million
Normanton to Burketown Pavement Improvements and Sealing (Project 13)	Project RV \$0.96million Construction value \$0.76million
Desludging of the Normanton Sewerage Lagoon	\$974,558
Disaster Coordination Shed	Project RV \$376,259.30 Construction Value \$390,090.91
Karumba Airport Weather Station	\$87,000
Karumba Chlorine Generator	\$180,000
Normanton Water Treatment Plant Pipework Upgrades	\$150,000
Normanton Water Treatment Plant Storage Upgrades	\$40,000
Investigation into New Karumba Sewage System	\$80,000
Glenore Weir Intake, Pipework and Valve Set Upgrades	\$320,000
Karumba Foreshore	\$500,000
Normanton Stormwater Upgrades	\$228,882
Armstrong Creek Causeway	\$793,339
Iffley Road gravel upgrade	\$4,206,687
Koolatah – Dixie Road widening	\$2,477,642
Karumba Shoreline Protection & Revitalisation – Beach Sand Retention Project	\$1,335,604
Inverleigh West Causeway Upgrade	\$500,000
Mitchell River Crossing Upgrade Investigation	\$300,000

Project has been completed



## **BUSINESS PAPERS**

---

### **10.3 WATER AND WASTE REPORT**

**Attachments:** NIL  
**Author:** Ben Hill - Manager Water and Sewerage  
**Date:** 6 October 2022

---

**Key Outcome:** 5.3 - A safe and sustainable water network  
**Key Strategy:** 5.3.1 Plan, deliver and manage efficient and sustainable, high quality, water supply systems.

---

#### **Executive Summary:**

Normanton Water Treatment Plant (WTP), Karumba Sewage Treatment Plant (STP) and Normanton STP are operating effectively. The following items of interest are discussed in further detail within the report:

- Water levels at Glenore Weir are approximately 6.9m (AHD).
- Total treated water was 87.0ML for the month.
- Failed (original) pump to be replaced at Glenore Weir.
- Contractor engaged to refurbish the old clarifier.
- Karumba water tower switchboard malfunctioned due to ant infestation.
- Improved drainage installed between filters 5 and 6.
- Various staff movements during September.
- Ten pressure sewer pumps were replaced in Karumba.

#### **RECOMMENDATION:**

That Council:

1. accepts the Water and Wastewater Report as presented for the period ending 31<sup>st</sup> August 2022; and
2. that those matters not covered by resolution be noted.

#### **Background:**

##### **Glenore Weir**

The water level at Glenore Weir was measured at 6.9m on the DNRME gauge (2.6m AHD). The Bureau of Meteorology recorded no rainfall at Normanton Airport during the month.

## BUSINESS PAPERS

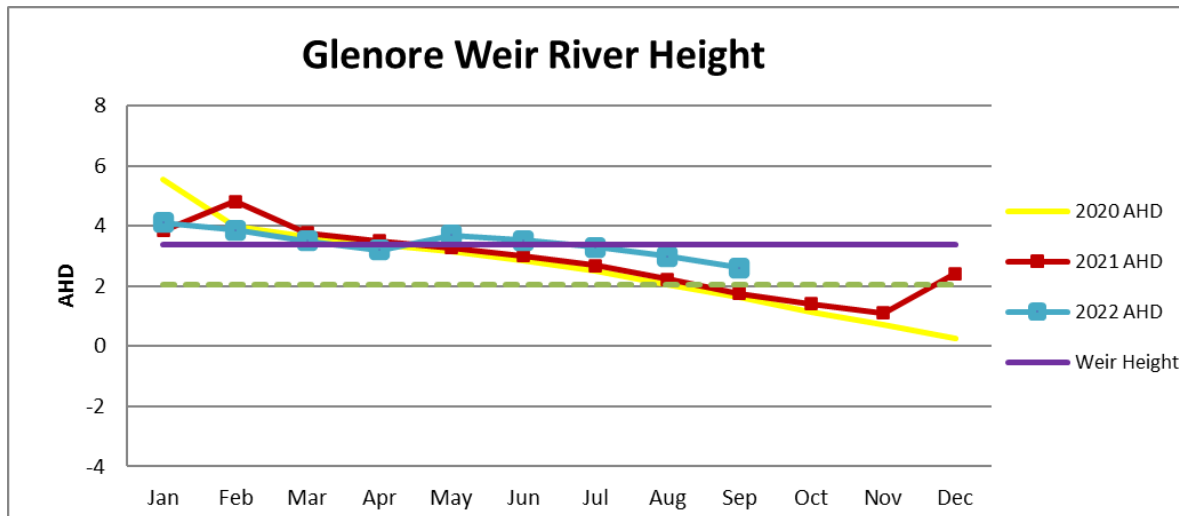


Figure 1: Glenore Weir River Height on the last day of the month.

### Normanton Water Treatment Plant

For the month, 82.4ML was pumped from Glenore Weir and 4.6ML from the Normanton bore for a total of 87.0ML of raw water (see Figure 1).

Normanton consumed 54.9ML (63.1%) and 26.2ML (30.1%) was pumped to Karumba, approximately 4.5ML (5.2%) was used for backwashing and bulk water supply/storage. The remaining 1.6% was recorded as systems losses.

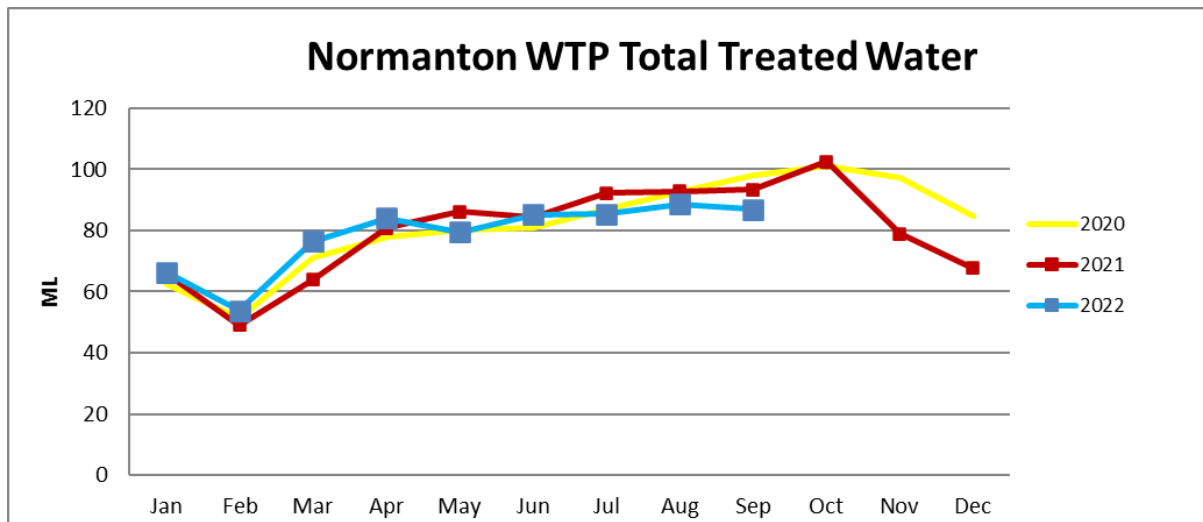


Figure 2: Total raw water treated

### **Maintenance and Upgrades**

During the month, Pump 3 at Glenore Weir failed and needs to be replaced. This was the original pump that was left in place during the recent change out, as it was anticipated that it would last longer. The spare pump is scheduled to be installed prior to the Council meeting and should be in operation. The pump that is removed and will be inspected to see if it is repairable.

## BUSINESS PAPERS

Preparations are being made for the refurbishment of the old clarifier at the water treatment plant. A contractor has been engaged and will perform all necessary repairs and assist with recommissioning. This will allow for increased redundancy and capacity at the treatment plant.

During the month, a breakdown occurred at Karumba Water Tower with ants shorting out the circuit breakers in the main switchboard. Operations and electrical staff attended and were able to get the system operational again within about one hour of the issue occurring. The switchboard was treated for ants and will need to be put onto a scheduled treatment roster.

Contractors installed additional drainage between filters four and five to reduce the overflow and spillage of the backwash water. It has caused a significant improvement to the overflow of filter 5 and further monitoring will be required to assess its effectiveness on filter 6. If required, the drain will be replicated between filters 5 and 6. There should start to be a noticeable reduction in the amount of backwash water that floods the area adjacent to the Erscon office.

### Normanton Sewage Treatment Plant and Reticulation Network

Normanton Sewerage Treatment Plant (STP) received approximately 10ML (see Figure 3) of wastewater for the month.

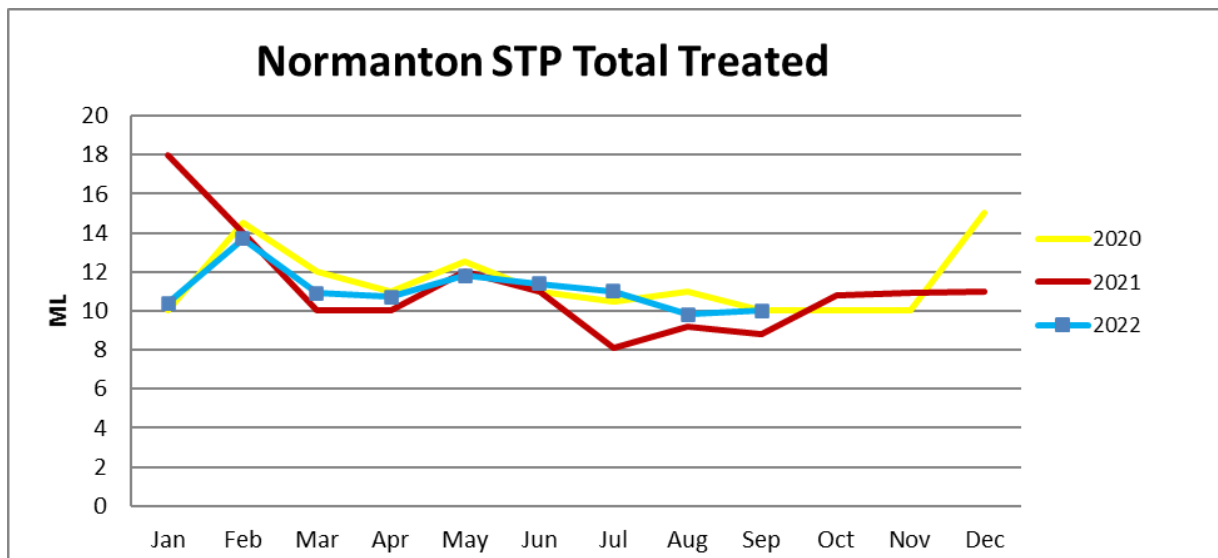


Figure 3: Total volume treated at Normanton STP

### **Maintenance and Upgrades**

A new assistant has started in Normanton (Sean Glaskin) who will assist the Senior Operator for water and wastewater operations. Initially he will focus mostly on sewer operations while learning other aspects of the treatment processes.

### Karumba STP and Low Pressure Network

Karumba Sewage Treatment facility treated approximately 5.9ML (see Figure 4) for the month.

## BUSINESS PAPERS

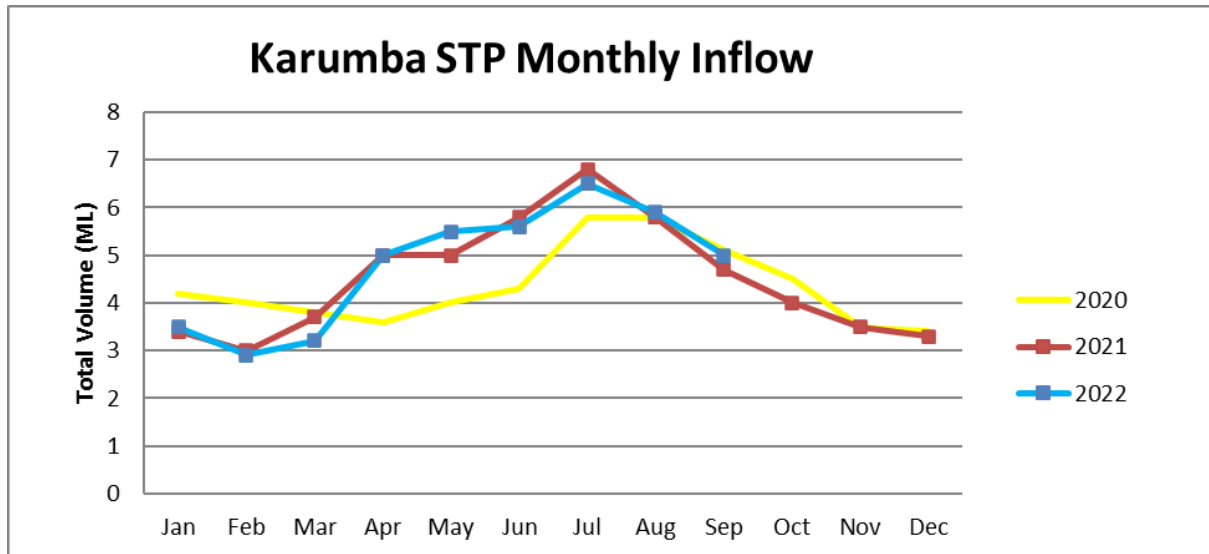


Figure 4: Total Monthly inlet flow for Karumba STP.

### Compliance

Samples sent that while irrigation was occurring were found to be within range of all parameters as set out in the Environmental Authority.

### Maintenance and Upgrades

For the month, ten low pressure pumps were replaced with new pumps. Serial numbers, addresses and further details are being kept for assessment over the next couple of years. The area was left short staffed for a time due to staff being on leave and then having to attend to family matters, fortunately the tech officer and other staff were able to cover the shortfall during this period.

Various maintenance tasks were carried out, with particular focus on the membranes. Further work needs to be undertaken to ensure they last until the new ones can be installed. It is the manager's opinion that they will last providing they are properly cared for between now and then.

### Karumba Waste Transfer and Normanton Landfill

Regular discussions continue with the site supervisors to maintain operations as well as monthly virtual meetings with managers and directors. Work continues in a business as usual fashion.

## **BUSINESS PAPERS**

---

**Consultation (Internal/External):**

- Michael Wanrooy - Director of Engineering.
- Ben Hill - Manager Water and Waste.
- Executive Leadership Team
- Trades and operational staff.

**Legal Implications:**

- Low – within normal operational parameters.

**Financial and Resource Implications:**

- Medium – upgrades required for 2022/23 financial year to remain compliant.

**Risk Management Implications:**

- Nil.

## BUSINESS PAPERS

---

### 10.4 WORKSHOP REPORT

<b>Attachments:</b>	NIL
<b>Author:</b>	William Bollen - Workshop Foreman
<b>Date:</b>	6 October 2022
<b>Key Outcome:</b>	5.1 - Integrated and timely provision and management of sustainable infrastructure and assets
<b>Key Strategy:</b>	5.1.1 Develop a Strategic Infrastructure and Asset Management Plan to guide the provision, maintenance, decommissioning, replacement and enhancement of Council assets and infrastructure.

#### Executive Summary:

This report provides information and updates to Council on various maintenance and repairs that are facilitated within the Workshop.

#### RECOMMENDATION:

That Council:

1. receive the Workshop Report as presented; and
2. that those matters not covered by resolution be noted.

#### Background:

##### Service, repairs and maintenance

##### Completed Tasks:

Below is the works carried out over the last month.

Please note majority of these service and repairs include travel time and some minor defects are not recorded below.

Current and Completed Tasks	
P3515 Grader	Repair A/C and blow out radiator and Air filter
P9928 Toyota Fleet Crew	Logbook Service
P3011 Skid Steer	Batteries Replaced, Belt replaced and tensioned
P9925 Toyota Fleet Crew	Fit right rear door window
P9906 Toyota FleetCrew	Logbook Service

## BUSINESS PAPERS

Current and Completed Tasks (contd.)	
P1150 Hilux	Replace all 4 tyres and complete vehicle inspection
P2736 Isuzu Truck	Replace 2x Steer Tyres
P2626 Sweeper	Perform manual Burn DPD
P1710 Prado	Replace Windscreen. Used compatible windscreen
P1172 Landcruiser Dual Cab	Replace all 4x tyres changed sizes
P3118 Grader	Repair broken loom at A/C compressor
P3811 Stabilizer	Perform 250Hrs service and continue with operator issues
P2512 Water Truck	Replace petrol cartage tank pump
P0394 Float Low Loader	Adjust all brakes, repair air leaks on second axle, grease all points. Brakes, hubs, and bearings currently on order for replacement
P2403 Prime Mover	Replace rear right taillight assembly, weld up bonnet mount, all drive tyres scheduled for replacement
P1170 Hilux	Replace Windscreen
P1164 Dual Cab Cruiser	Replace windscreen and rubber mold
P1111 Hilux	Replace windscreen
P1164 Cruiser	Check vehicle
P4407 Fuel Trailer	Check brakes, remove calipers in order to purchase new ones

P9920 Hilux Fleet Crew	30,000klm Logbook Service
------------------------	---------------------------

## BUSINESS PAPERS

P9932 Land Cruiser	Engine cutting out and surging, replaced both fuel filters
P9925 Landcruiser Fleet Crew	40,000klm service logbook
P9934 Landcruiser Fleet Crew	40,000klm Logbook service
P9933 Hilux Fleet Crew	Vehicle Inspection
P9923 Landcruiser FleetCrew40	40,000klm Logbook Service
P3701 Loader	Clean and re-fit bucket lift solenoids
P2903 Isuzu Truck	Replace clutch kit and EGR valve, Crank position sensor on order
P3515 Grader	Replaced A/C Condenser, replace electronic secondary steering motor
Water Cart	Pioneer water cart resulted in a busted tank
P1710 Prado	Blank off Fog lights
P2001 Isuzu Truck	Weld grab arms
P0385 Tipper	Replace taillights and light harness, replace air lines and install lock for tail
P2512 Giga Water Truck	Remove water cart after split possibly being replaced under warranty
P1165 Cruiser	Replaced front wheel bearings, breaks, and auto freewheeling hub
P1108 Cruiser	Suspension Kit ordered and ready for installation
P2001 Garbage Truck	All steer and drive tyres replaced
Dynapac Pedestrian Roller	Wiring loom replaced to starter parts for oil leak ordered

**Plant currently on the waiting list for repairs for either parts or diagnosing:**

**Plant not currently being used:**



## **BUSINESS PAPERS**

---

**Consultation (Internal/External):**

- Nil.

**Legal Implications:**

- Nil.

**Financial and Resource Implications:**

- Nil.

**Risk Management Implications:**

- Within normal operating parameters.

## BUSINESS PAPERS

---

### 10.5 BUILDING AND PLANNING REPORT

<b>Attachments:</b>	NIL
<b>Author:</b>	Elizabeth Browning - Engineering Records Operator
<b>Date:</b>	5 October 2022
<b>Key Outcome:</b>	4.1 - Sustainable urban and rural development
<b>Key Strategy:</b>	4.1.1 Ensure development accords with Carpentaria Shire Council's planning scheme, planning instruments, codes and legislation.

The report is to advise Council of relevant planning and building activities within the Shire for the month of September 2022.

#### RECOMMENDATION:

That Council note and accept the content of the Building and Planning Report as presented.

#### Background:

##### Planning Applications Received

DA No.	Applicant	Address	Application Type	Status
I/2205	Lyu Family Investments Pty Ltd	67 Yappar Street, Karumba QLD 4891 (Lot 1 on K36412)	Minor Changes	Pending

##### Planning Applications Approved

DA No.	Applicant	Address	Application Type	Status
I/2221	Lorraine Pastoral Company Pty Ltd	Wills Developmental Road Stokes (Lot 5 on SP299159)	Operational work for taking water - 10 bores for stock purposes (2208-30313 SDA)	Approved, subject to conditions

##### Building Applications Received by Building Certifier

DA No.	Applicant	Address	Application Type	Value
I/2219	P Watton and C Saunders	6 Lynch Close Karumba QLD 4891 (Lot 16 on SP161239)	New shed	tba
I/2220	Gulf Christian College	24-30 Brown Street Normanton QLD 4890 (Lot 85 on SP311935)	New construction of shed	tba

## BUSINESS PAPERS

### Building Permits Issued

DA No.	Applicant	Address	Application Type	Value
N/A				

### Applications pending waiting on further information (Applicants advised)

DA No.	Applicant	Address	Application Type	Date Received
I/2209	D Wren Pty Ltd & F Wren Pty Ltd c/-RPS Australia East Pty Ltd	132-138 Yappar Street Karumba QLD 4891	Operational Works (Karumba Revetment Wall – Karumba Seawall)	SARA advice: Application not properly made. Lot 103 SP118075 to be included as part of the subject site for proposed works
I/2218	Steve Wright	2 Col Kitching Drive, Karumba QLD 4891 (Lot 65 SP166290)	Shed / ? siting dispensation	

### Consultation (internal/external)

- Jennifer Roughan – Consultant Town Planner
- Peter Watton – Building Certifier
- Emergent Building Approvals – Building Certifiers
- Letter from DSDILGP dated /09/2022  
(WR22/29090 Planning (Secondary Dwellings) Amendment Regulation 2022)

### Legal implications

- N/A

### Policy Implications

N/A

### Financial and Resource Implications

- N/A

### Risk Management Implications

- Low – risks are within normal operational parameters.

## **BUSINESS PAPERS**

---

- 11 GENERAL BUSINESS**
- 12 CLOSURE OF MEETING**